

pd **PRODUAL**
measure - be sure.

Catalogue
2020




CO_2 $^{\circ}C$ m/s
 voc 2 m^3/h
 $\% rH$
 Pa

Reliable measurements for building automation
30+ years

Evolving measurement and control for building automation

Building automation solutions have a significant impact on the optimal performance of a building and the well-being of building users. For over 30 years, we have been working together with our customers towards a common goal of achieving cost efficiency and time savings - and ensuring comfort, energy efficiency and return on investments for building owners and users.



The world is becoming increasingly digital, and the role of building automation is growing along with this trend. With the help of ever-developing sensor technology and evolving IoT solutions, data collection becomes easier and more efficient, and utilisation of information becomes more purposeful and predictive. Digital transformation is also driving the development of building automation. We aim to be an important player in this field by preparing for IoT and Smart building demands through mobile configuration and commissioning, combined with cloud services, and with our extensive and ever-expanding portfolio of bus products.

Modern, intelligent buildings also call for easy-to-use, functional and stylish room units, often serving a life cycle that can span decades. As a part of our extensive product portfolio, our latest, elegant and user-friendly Pro dual Proxima® room product family combines ease of use and modularity with timelessly elegant and smart design. The multifunctional inputs and outputs of the control unit fulfil all control needs, so the room solutions adapt easily to different requirements and interiors, serving the latest high-class demands.

Further, wireless functionality is undoubtedly one of the fastest growing trends everywhere - and this is also the case in building automation. Pro dual has been a pioneer in offering wireless solutions to this market. Now the wireless future is here - our next-generation Pro dual Proxima® solution will be creating reliability for wireless building automation!

With our range of products and services, we aim to benefit all parties involved in the building automation lifecycle - designers, consultants, architects, system integrators, installers, maintenance personnel, building owners, and end users. Looking to the future together, flexibly and professionally.

Measure - be sure.



CONTENTS

Produl - working with you	4	new products	8
reliable partner for measurement and control	6	produal classics	10
services	7		

CONTROLLERS..... 13

room controllers	14	control units.....	24
smart thermostats.....	23	room units.....	30

TRANSMITTERS 35

differential pressure transmitters for air	38	carbon monoxide transmitters.....	50
air flow transmitters	39	illumination transmitters.....	51
filter guard.....	40	differential pressure transmitters for water.....	52
air flow probes.....	41	pressure transmitters for water.....	52
air velocity transmitters.....	42	rain sensors	53
humidity transmitters.....	43	wind sensors.....	53
CO ₂ transmitters	46	smoke detectors.....	55
air quality transmitters.....	49		

WIRELESS TRANSMITTERS 56

wireless Produal Proxima® MESH 2,4 GHz	57	wireless platform 868 MHz	63
--	----	---------------------------------	----

TEMPERATURE MEASUREMENT..... 70

heating/cooling water sensors	71	cable temperature sensor, floor.....	85
hot domestic water sensors	72	cable temperature sensor, soil installation.....	86
frost guard sensors.....	73	room temperature sensors.....	87
strap-on sensors	75	outdoor air temperature sensors.....	90
duct sensors.....	77	industrial temperature sensors	91
combustion gas sensors	78	temperature transmitters.....	92
cable temperature sensors.....	82	temperature sensor simulator.....	92

SPECIAL MEASUREMENTS AND DETECTION 93

frost protection thermostats	93	differential pressure switches.....	98
condensation detection.....	95	filter guards	99
water leakage detection.....	96	occupancy sensors	98
thermometers	97		

THERMAL ACTUATORS AND CONTROL VALVES 102

control valves.....	102	solenoid valves	105
thermal actuators.....	103		

TRANSDUCERS AND ACCESSORIES 106

converters	106	timers and switches.....	115
electric power regulation.....	108	push buttons.....	116
relay modules.....	109	I/O modules.....	116
set point selectors.....	111	casings.....	117
transformers	111	indicator lights.....	117

PRODUCT SELECTION GUIDES 118

sensor and transmitter selection guide	118	sensor characteristics.....	120
--	-----	-----------------------------	-----

COMMISSIONING TOOLS FOR EASY AND QUICK CONFIGURATIONS 121

Produal MyTool®	121	other useful configuration tools.....	122
ML-SER	122		

INDEX 123

Produal Oy reserves the right to change the specifications without prior notification.

PRODUAL – working with you for efficient building automation projects and services

As a high-quality partner for building automation measurement and control, we work with you for effective BA projects and services. Versatile, precise and reliable measurements lay the foundation for the evolving building automation. Our wide product offering includes over 1000 products, a complete range of measurement products for any need from room, duct and structure to exterior, and from temperature, pressure, air velocity and quality to humidity – wired or wirelessly. The range is complemented with multifunctional room controllers enabling intelligent control in all types of building automation applications and covers both analog and bus products.

We provide 5 years' warranty for the products we manufacture. Our products bear the CE marking, and our quality system is ISO 9001 certified. Our accurate, multifunctional and easy-to-install products, over 30 years of expertise and local service and passion for customer satisfaction provide you with reliable delivery, trust and advice. The ultimate result is cost efficiency and time savings during the whole lifecycle of the building automation system – and comfort, energy efficiency and return on investment for building owners and users.

Measure – be sure.



SOLID EXPERTISE IN BUILDING AUTOMATION MEASUREMENT AND CONTROL

30+ years **100** cross-border experts **4 000** customers **50 000** buildings

PASSION FOR CUSTOMER SATISFACTION

Working together • Looking to the future • Being flexible and attentive • Operating professionally with high standards

measure-be sure.



Mall of Tripla, Helsinki – An extensive range of Produl measurement and control products help in ensuring ideal circumstances and indoor air quality in the modern-style, 5-floor shopping mall, which is the biggest in the Nordic countries. This home of urban culture brings people together for shopping, entertainment, and new experiences from near and far, also comprising a hotel, office premises, and a 5-level car park. Produl sensors, transmitters, and controllers are used in HVAC processes, in both public indoor areas, parking hall, and huge technical rooms.



Reliable partner for measurement and control

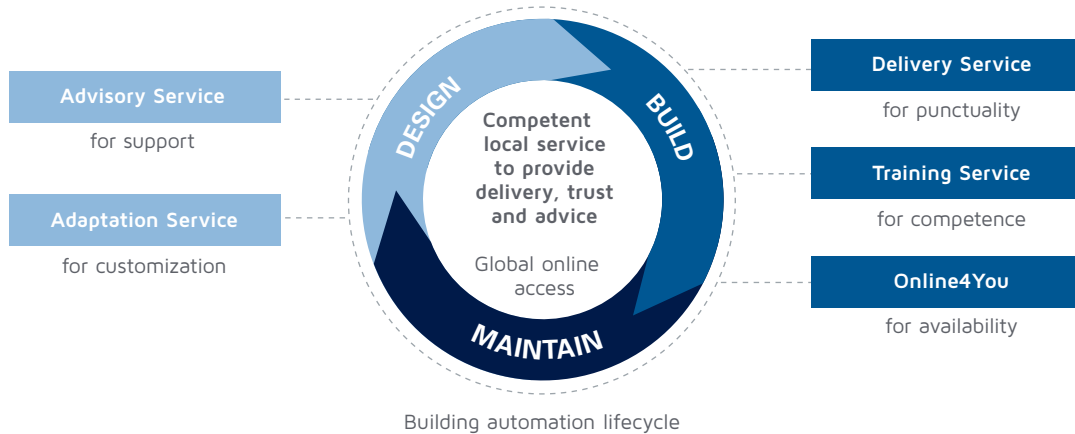
We continuously develop our product portfolio to stay ahead of the evolving demands of building automation and to be a reliable partner for measurement and control for all our customers both today and in the future. We also want to support our customers in new opportunities enabled by digitalization, IoT and data analytics. Our aim is that the customer always finds a suitable set of products for its specific building automation application – whether it is new building or renovation, traditional HVAC application or something totally new. The current product range is illustrated in the picture below.



This product catalogue shows merely the foremost features of our products. We are engaged in constant development of our products and the current details may be viewed on our website: www.produal.com

Reliable local service for delivery, trust and advice

Our customers need more than products – they need reliable delivery, trust and advice. We have developed our service range to support and assist our customers during all phases of the building automation lifecycle. Our competent and reliable local service provides them with rapid and flexible delivery, advice for product selection, configuration and problem solving, and training for maximum product performance. Product adaptation and pre-configurations are offered for special needs and fast commissioning. Our online services with versatile search functions, filtering options, product comparison tools and application descriptions support our local operations. You can find the summary of the services in the picture below.



The Adaptation Service includes a wide range of services to speed up your building automation projects, to match the visual appearance of products to specific requirements, or to add additional logos or markings to products. The following Adaptation Services are available:

- ▶ Customer logo printed on the product, additional stickers and markings (e.g. position marking)
- ▶ Pre-configuration of controllers and bus products, pre-setting of valves
- ▶ Adjustment of cable or probe length
- ▶ Calibration certificates
- ▶ Modification of the software functionality
- ▶ Special colouring of the products - see examples in the picture

Adaptation Services are implemented at Produal's factory with high quality and efficiency. A separate service-specific fee is charged, which is typically on a price-per-product basis and includes a minimum order quantity. In addition to standard classroom training dealing with applications, products, and technologies, our Training Services also offer an option for modified training modules to match your specific competence development needs. Training Services also offer certificates to support you in becoming a certified Produal distributor or solution provider.





We have expanded our portfolio of controllers with **new generation touchscreen room products**. **TRC room controllers**, **TRI room units**, and **smart TRT room thermostats** can also be used for light and blind control, including a handy calendar feature. The devices include temperature measurement and are available in both Modbus and BACnet models. Measurement option for humidity is offered for all the models, and CO₂ measurement is additionally available for room controllers and room units. All the products have a modern and intuitive slimline 3.5" colour touchscreen interface. You can choose between three frame colour options; chrome, white, and black.

Pages 17, 23 and 32



Our modern and customizable **Proximal Proxima® RU room units** have now new functionality options for CO₂ and humidity. RU unit, with all its versatile measurement and functionality options, can handle a variety of different applications when connected to the Proximal Proxima® CU control unit. Proximal Proxima RU can also operate stand-alone, directly to the BMS system or PLC, with Modbus RTU. See the product ordering guide to build the room unit that fulfills your system demands. *Page 33*



The wireless **Proximal WBU base unit** is now equipped with an external antenna for improved signal coverage. Additional antenna WA-AS1, an extension cable with a magnetic base, is also available in case the antenna needs to be placed, for example, outside of an electrical cabinet. *Page 58*



Our wireless Proximal transmitters are now available also with 24 Vac/dc supply. With an external power supply in wireless Proximal WTR-24 transmitters, it is possible to run a wireless network with minimal latency in applications where speed is a high priority.

Page 60



Communication protocols have an increasingly important role in the development of building automation. We have an **extensive portfolio of Modbus products** available and are continuously **expanding our range of BACnet products**. In case you don't find a suitable bus product for your purposes in the catalogue, please contact your dedicated salesperson for an inquiry.



The new, elegant **Proxima ETT timer products** are designed for energy saving or boosting functions in ventilation applications where a timer function is needed. The timer is useful e.g. for extending ventilation run time or enhancing ventilation for a certain time in office applications. Three models are available with time options for a maximum of 1 hour, 6 hours, and 12 hours. If required, the timer's maximum time can also be limited. With the timer, you can also limit, for example, the supply voltage for specific devices. The products are available in white and black as standard. [Page 115](#)



HLS 44-SE is an improved version of our popular **wall mounted room controller**. Versatile model now includes functionalities as 6-way valve control, adjustable 3-speed fan voltages, the possibility to dim the display with a timer, and change the setpoint adjustment to a relative, with + and - steps. Activation of these functionalities can be made from the HLS 44-SE configuration menu, by the configuration tool HLS 44-SE-SER, or by Modbus RTU commands. [Page 19](#)



The **CO₂ transmitter HDU** is assembled in IP54 housing and is now available also with 0...10000 ppm CO₂ range. **HDU 10K** models are useful, e.g., for CO₂-based cooling application monitoring, available with or without a display and also as a Modbus version. [Page 48](#)



For more than 30 years, we have been active in technical development of building automation measurement and control, together with our customers. The goal has always been to support the customers in achieving excellent outcomes in the evolving business of building automation. Our wide product offering includes over 1000 products for controlling, measuring, actuating and commissioning, completed with system components. These traditional Produal products, as an example of our extensive portfolio, are helping in many ways in the customer projects, making the installation easy and saving costs.



RY1-U is a **voltage controlled relay** with 0...10 V input, converting an analogue signal to digital. Useful for e.g. alarms or step-controls. [Page 110](#)



Relay units RYM 8-KK and RYM 8-KK-0 have eight relay outputs that can be controlled manually or by using 24 Vdc or 0 V input signal. The manual control helps, for example, in commissioning and in fault situations. [Page 110](#)



Isolator ISO 10 is a brilliant device for signal conversions and galvanic isolation. It is very useful for e.g solving ground loop problems. [Page 107](#)



DA 6 DI/AO converter converts 1-6 digital inputs to a 0...10 V or 4...20 mA signal. This is a solution for cases where digital inputs are not available in BMS. [Page 106](#)



UV 10 is a **signal amplifier** for 0...10 V signal, used also to invert the signal 0...10 V -> 10...0 V. UV 10 is useful in applications where the signal voltage drop is too high, or signal is too weak for control supplied products. [Page 108](#)



UMP 3/PMU 3 control signal converters convert 0...10 V to 3-point and vice versa. These are especially useful for renovation projects. [Page 107](#)



AO 2 / AO 3 signal dividers are used for splitting one signal in to 2 or 3 separate signals. It is used for example for adding controlled stages from 1 stage to 2 or 3 stages. [Page 108](#)



The **switch mode power supply JY** is a multifunction AC/DC to DC converter – it is basically all the DC power supply you need. Useful as a power supply for current loops. [Page 111](#)



LAP 5 timer is designed for extending plant operating hours between 1...5 hours at the push of a button. Useful for e.g. extending ventilation run time or boosting ventilation for a certain time. The LAP product family is now expanded with the introduction of the new surface mounting Proximā ETT timer product family. Three models are available with time options for a maximum of 1 hour, 6 hours, and 12 hours for energy saving or boosting needs. [Page 115](#)



Control relay FCRY 3 for 3-speed motors, with 0...10 V input, is especially useful for combining analogue control with digital controlled motors. [Page 110](#)



MIO 12 I/O module is a perfect product for reading multiple digital or analogue inputs and for controlling thermal or 3-point actuators and 0...10 V outputs by Modbus communication. [Page 116](#)



Frost protection thermostats JVA 24 and JVS 24 are an excellent way of preventing heating coils from freezing in the air handling units. Protection is based on proactive valve control by temperature measurement. [Page 93](#)



National Museum, Warsaw – after using Produal’s traditional wireless platform 868 MHz already for years, the most important art museum in Poland chose wireless Produal Proxima® MESH 2.4 GHz system to monitor indoor temperature and humidity conditions in their priceless Gallery of Ancient Art. The prestigious building doesn’t allow cabling, and the wireless transmitters enable important ambient environment observation continuously and easily. With display option and the polling intervals configured according to the museum’s strict requirements, the latest Produal MESH technology guarantees operation without battery changes for at least the next five years. Excellent wireless coverage is reached despite the thick stone walls, and a long distance between the wireless transmitters placed in tight, glass showcases in the basement, and the base unit in the attic.



CONTROLLERS

A wide range of multifunctional and reliable controllers is available for all types of building automation applications, from chilled beams, radiators and fan coils to VAV and beyond. Our range covers single-room or zone control, integration with intelligent building automation systems and interoperability with overall smart building management in larger or smaller scale applications. Our selection and designs cater for all budgets, covering both bus and stand-alone products.

The room controllers include all the intelligence and connections in the same unit, covering various controller types for different requirements, with add-on sensor, button capability and full screen touch display. Touchscreen controllers have additional light and blinds control interface.

Our control units cover controllers for false ceiling mounting or other hidden installation, minimizing the need for cables through the walls, and universal controllers for a wide range of applications in heating, ventilation, pressure, or humidity control.

The user-friendly room units are available for various needs and budgets, from high-class applications to simple yet stylish solutions. Add-on capabilities for the desired functions in one housing remove the need for separate sensors in the room and make the system flexible and future-proof.

Please note that most of our transmitters are equipped with control output and can be used as single-sequence controllers for heating/cooling or ventilation.

Controllers for hidden installation



Room controllers and smart thermostats



Room units



Universal controllers



Transmitters with control output

ROOM CONTROLLERS

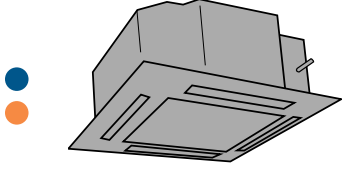
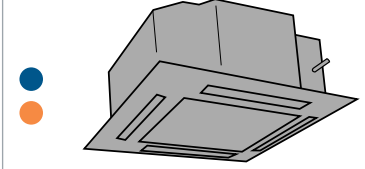
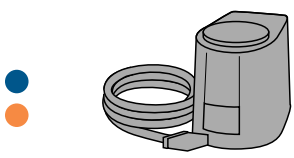
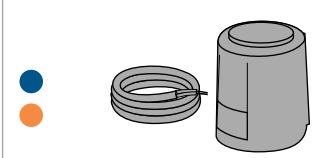
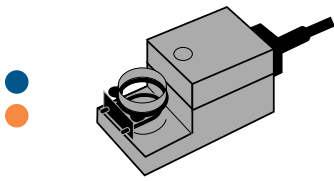
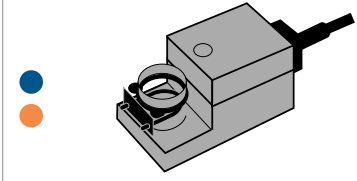
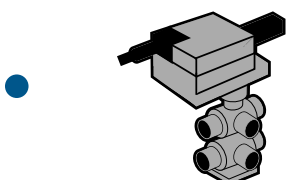
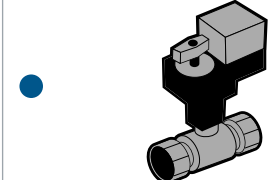
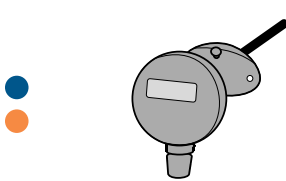
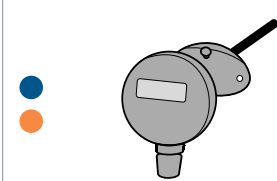
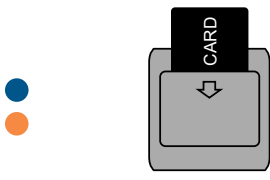
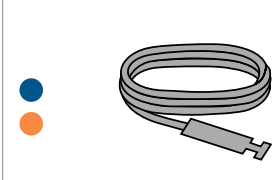
Produal offers complete solutions for different applications. Our room controllers can fit many various applications such as hotel rooms, office rooms, waiting areas, conference rooms, and more. Room controllers HLS 44-SE and TRC can both handle different output and input types, with simple touch buttons or with an intuitive full-screen touch display.



● Room controller HLS 44-SE (Page 19)



● Room controller TRC (Page 17)

 <p>0...10 V EC fan control</p>	 <p>3-step fan control</p>
 <p>0...10 V actuators (Page 103)</p>	 <p>24V AC actuators (on/off or PWM) (Page 103)</p>
 <p>0...10 V damper motors</p>	 <p>24 V damper motors</p>
 <p>0...10 V 6-way valve control</p>	 <p>3-point actuators</p>
 <p>External passive sensors (Page 70)</p>	 <p>External 0...10 V active sensors (Page 70)</p>
 <p>Key card input</p>	 <p>Condensation input (Page 95)</p>



In conference rooms, HLS 44-CO2 can control chilled beams with cooling and a damper actuator for ventilation if the CO₂ values are too high, or if cooling is required. Heating is controlled with radiators.

HLS 45 can be used to control fan coil units with 2-pipe systems with summer and winter change-over. It is also suitable for controlling heated floors with a return water temperature limit. HLS 45 can be connected to Modbus RTU.



ROOM CONTROLLER INPUTS AND OUTPUTS

Product	Analogue inputs	Digital inputs	Analogue outputs	Digital outputs
TRC-A-3A	2	1	3	0
TRC-3A	2	1	3	0
TRC-2A3R	1	1	2	3 ¹⁾
TRC-H-2A3R	1	1	2	3 ¹⁾
TRC-1A2T	2	1	1	2
TRC-1A4R	2	1	1	4 ¹⁾
TRC-H-3R2T	2	1	0	2 + 3 ¹⁾
HLS 44-SE	1	2	4	2
HLS 44-V	1	2	2	4
HLS 44-CO2	1	2	4	2
HLS 44-3P	1	2	2	4
HLS 45	1	2	4	2
HLS 33	1 (HLS 33-EXT)	1	2	2
HLS 21	1 (HLS 21-EXT)	1	0	2
HLS 16	0	0	0	1
R402	0	1	2	2
RS402	0	1	2	2

¹⁾ Relay outputs

ROOM CONTROLLER SELECTION GUIDE

1

NOTE: Check the product pages for more information.		Room controller families													
		HLS 16	HLS 21	HLS 33	HLS 44-SE	HLS 44-V	HLS 44-CO2	HLS 44-3P	HLS 45	TRC	TRC-A	TRT-1R	TRT-H-2R2T	R402	RS402
Application	230 V supply voltage and output												•		
	4-pipe fan coil unit control			•	•	•	•	•		•					
	2-pipe fan coil unit control								•	•					
	Heating or cooling	•	•	•	•	•	•	•	•	•	•	•	•	•	•
	Heating and cooling		•	•	•	•	•	•	•	•	•		•	•	•
	Floor heating	•							•	•	•	•	•		
	Floor heating/cooling	•							•	•	•	•			
	Chilled beam	•	•	•	•	•	•	•	•	•	•			•	•
	Heating radiator control	•	•	•	•	•	•	•	•	•	•	•	•	•	•
6-way valve control				•									•	•	
Actuator	Thermal	•	•	•	•	•	•	•		•		•	•	•	
	3-point			•				•	•						
	0...10 V			•	•	•	•	•	•	•			•	•	
	On/off											•			
Function	Control stages	1	2	2/3	2/3	2/3	2/3	2/3	1/2	2/2	2/2	1	2	2/2	2/2
	Control modes	P	P	P/PI	P/PI	P/PI	P/PI	P/PI	P/PI	P/PI	P/PI	Stat	P	P/PI	P/PI
	230 V 3-speed fan control									•					
	3-speed fan control with FCY 3				•	•	•	•	•						
	EC fan control				•	•	•	•	•	•					
	VAV control			•	•	•	•	•	•	•				•	•
	Changeover functionality	•							•	•	•	•	•	•	•
	CO ₂ based ventilation control				•	•	•	•	•	•	•				
	Lighting control on/off					•				•	•	•	•		
	Key card input				•	•	•	•	•	•	•	•	•	•	•
	Door / window switch input				•	•	•	•	•	•	•	•	•	•	•
	Condensation switch input		•	•	•	•	•	•	•	•	•	•	•	•	•
	Touchscreen									•	•	•	•		
	Occupancy input (PIR)				•	•	•	•	•	•	•	•	•	•	•
	Occupancy button (man in house)				•	•	•	•	•	•	•	•	•		
	External temperature sensor input		•	•	•	•	•	•	•	•	•	•	•	•	•
	Temperature transmitter input				•	•	•	•	•	•					
Modbus				•	•	•	•	•	•	•	•	•	•	•	
BACnet									•	•	•	•			

ROOM CONTROLLERS



The TRC touchscreen room controllers have been designed for climate control in room spaces with modern slim line 3.5" colour touchscreen interface. The controllers have up to two heating and cooling temperature control stages, fan speed control, optional CO₂ level and humidity control. The units can be in various climate control applications, fan coil units, chilled ceiling and zone heating/cooling systems. Light and blinds control are also available. The devices provide accurate energy saving PI control and intuitive touchscreen interface. The MOD models have built-in Modbus RTU communications and the BAC models provide BACnet MS/TP communications.



1

Supply	24 Vac/dc
Range (temperature)	0...50 °C
Accuracy (temperature)	±0,5 °C (25 °C)
IP protection class	IP20
Ambient temperature	0...50 °C
Ambient humidity	0...95 %rH
Mounting	on a flush mounting box (60 mm hole distance)
Materials	PC plastic

Ordering guide

		Type	0	1	2	3	4	5	6
0 Touchscreen room controllers			6001			2			
1 Device type	Apartment controller, 2RI, 1DI, 3AO	TRC-A-3A		B					
	Room controller, 2RI, 1DI, 3AO	TRC-3A		C					
	Room controller, 1RI, 1DI, 2AO, 3RO, 0.5 A	TRC-2A3R		D					
	Room controller, 1RI, 1DI, 2AO, 3RO, 7A	TRC-H-2A3R		E					
	Room controller, 2RI, 1DI, 1AO, 2DO	TRC-1A2T		F					
	Room controller, 2RI, 1DI, 1AO, 3RO, 1RO	TRC-1A4R		G					
	Room controller, 2RI, 1DI, 3RO, 2DO, 7A	TRC-H-3R2T		H					
2 Communication	Modbus	-MOD			M				
	BACnet	-BAC			B				
3 Power supply	24 Vac/dc	-24				2			
4 Additional measurements	No additional measurement							0	
	Relative humidity	-RH						1	
	CO ₂	-CO2						2	
	Relative humidity and CO ₂	-RH-CO2						3	
5 Advanced options	No advanced options								0
	0...10 Vdc input(s) (replaces RI input(s))	-AI							1
	Control extension (not available for TRC-A-3A)	-CE							2
	0...10 Vdc input(s) (replaces RI input(s)) + Control extension (not available for TRC-A)	-AI-CE							3
6 Body colour	Chrome								0
	White (RAL 9010)	-W							W
	Black (RAL 8022)	-B							B

TOOLS

SW-DCT-USB	1139040	configuration cable
------------	---------	---------------------

TRC ordering guide explanation:

- RI External NTC 10 temperature input (optional, selectable function, control, limit control, measurement, heating/cooling changeover, high/low limit, aux control loop, 0...10 V external CO₂ and temperature, 0...10 V pressure measurement)
- DI Voltage free digital input (optional, selectable function e.g. PIR, night mode, condensation, alarm, summer/winter)
- RO 230 V relay output (typically 3-speed fan, optional heating/cooling stat)
- AO 0...10 Vdc analogue output (selectable function e.g. heating, cooling, max VAV, EC fan, lights control, blinds control, humidity control, alarm output)
- DO 24 Vac PWM output (thermal actuator heating/cooling control, requires 24 Vac supply)
- CE Control extension. The extension provides control for lights and blinds and extension override function.

TRC-A-3A is designed for apartment control with pressure balancing of the supply and extract flows, interlinks to the kitchen extractor, heating/cooling control and simple Home/Away/Boost selection screens.

TRC-3A is an advanced room temperature and CO₂ controller where the analogue outputs can be configured for wide range of functions (e.g. heating, cooling, EC fan, maximum of CO₂ and cooling stages, humidity control, change-over control).

NOTE: You can select also Fahrenheit for temperature unit during commissioning.



ROOM CONTROLLERS



room °C

1



HLS 44 multifunctional controller family is specifically designed for individual room temperature and zone control applications. The controllers have a built-in, galvanic isolated RS-485 channel for Modbus RTU communication.

HLS44-SE model includes basic control functionalities and 6-way valve control, adjustable 3-speed fan voltages, the possibility to dim the display with a timer, and change the setpoint adjustment to a relative, with + and - steps.

There are also several additional controller variations offered, such as HLS 44-CO2 with a built-in CO₂ sensor, HLS 44-V for fan coil, VAV and light control, HLS 44-3P for 3-point actuator control and HLS 45 for both 2-pipe FCU and floor heating and cooling applications.

All HLS 44 product variants can be ordered with our adaptation service. With the service you can order the product pre-configured with all the settings that are required by the application.

Supply	24 Vac/dc, < 1 VA NOTE: Only the 0...10 V outputs and Modbus work when using DC supply voltage.
Set point	18...26 °C, adjusted by push buttons or by bus communication
Accuracy	±0,5 °C
IP protection class	IP20
Material	ABS plastic
Ambient temperature	0...50 °C
Mounting	on the wall surface or on a flush mounting box (60 mm hole distance)
Materials	ABS plastic
Dimensions	87 x 86 x 32 mm

TYPE	ART NO.	
HLS 44-SE	1150400	room temperature controller, Modbus communication
HLS 44-3P	1150280	room temperature controller, Modbus communication, 3-point actuator control
HLS 44-CO2	1150370	room temperature controller, Modbus communication, built-in CO ₂ sensor
HLS 44-V	1150260	room temperature controller, Modbus communication, fan coil, VAV and lighting control
HLS 45	1150270	room temperature controller, Modbus communication, floor heating and cooling control

TOOLS		
HLS 44-3P-SER	1150281	configuration tool for HLS 44-3P
HLS 44-CO2-SER	1150371	configuration tool for HLS 44-CO2
HLS 44-SE-SER	1150401	configuration tool for HLS 44-SE
HLS 44-SER	1150251	configuration tool for HLS 44-V
HLS 45-SER	1150271	configuration tool for HLS 45

ROOM CONTROLLERS



1

HLS 33 is a room temperature controller with 2 or 3 stages. One stage is for heating and up to two stages for cooling. The controllers can be used with 0...10 V, 3-point or thermal (PWM) actuators.

room °C

Supply	24 Vac, < 2 VA
Set point	18...24 °C, ±3 °C
Accuracy	±0,5 °C
Output	2 x 0...10 Vdc, 2 mA, for heating and cooling
Output	2 x 24 Vac, 1 A, 0,6 A cont. / 1 A max, for heating and cooling
IP protection class	IP20
Material	ABS plastic
Ambient temperature	0...50 °C
Mounting	on the wall surface or on a flush mounting box (60 mm hole distance)
Materials	ABS plastic
Dimensions	86 x 86 x 32 mm



TYPE	ART NO.	
HLS 33	1150090	controller with internal temperature sensor
HLS 33-EXT	1150092	controller for an external NTC10 temperature sensor
HLS 33-N	1150091	with display
HLS 33-N-EXT	1150093	for an external NTC10 temperature sensor with display
TH 5	1183090	driver for thermal actuators, 5 outputs

ROOM CONTROLLERS



HLS 21 is a 2-stage controller for room temperature control. The controller has one thermal (PWM) actuator stage for both heating and cooling.

room °C

Supply	24 Vac, < 2 VA
Set point	18...24 °C, ±3 °C
Accuracy	±0,5 °C
Output (cooling)	24 Vac, 1 A, for thermal actuator
Output (heating)	24 Vac, 1 A, for thermal actuator
IP protection class	IP20
Material	ABS plastic
Ambient temperature	0...50 °C
Mounting	on the wall surface or on a flush mounting box (60 mm hole distance)
Materials	ABS plastic
Dimensions	86 x 86 x 32 mm



TYPE	ART NO.	
HLS 21	1150100	controller with internal temperature sensor
HLS 21-EXT	1150102	controller for an external NTC10 temperature sensor
HLS 21-N	1150101	with display
HLS 21-N-EXT	1150103	controller for an external NTC10 temperature sensor and display

ROOM CONTROLLERS



HLS 16 is a 1-stage controller for room temperature control. Both heating and cooling are controlled by using the same valve. The function of the valve can be changed by using external (summer / winter) switch connected to the Z1 terminal.

room °C



1

Supply	24 Vac, < 1 VA
Set point	18...24 °C, ±3 °C
Accuracy	±0,5 °C
Output	24 Vac, 1 A, for thermal actuator (NC or NO)
IP protection class	IP20
Material	ABS plastic
Ambient temperature	0...50 °C
Mounting	on the wall surface or on a flush mounting box (60 mm hole distance)
Materials	ABS plastic
Dimensions	86 x 86 x 32 mm

TYPE	ART NO.	
HLS 16	1150160	controller for floor heating/cooling
HLS 16-N	1150161	with display

ROOM CONTROLLERS



R402 is a versatile control unit specifically designed for individual room temperature and zone control applications. Controller has a built-in, galvanic isolated RS-485 channel for communication via Modbus and it can be connected to any supervisory Modbus RTU software / system.

room °C



Supply	24 Vac/dc, < 2 VA
Set point	19...25 °C
Input	condensation sensor
Input	external temperature sensor or DI (door/window contact or occupancy detector)
Accuracy	±0,5 °C
Output	2 x 0...10 Vdc, 10 mA, for heating or cooling
Output	2 x 24 Vac, 2 A, for heating or cooling
IP protection class	IP20
Material	ABS plastic
Ambient temperature	0...50 °C
Mounting	on the wall surface or on a flush mounting box (60 mm hole distance)
Materials	ABS plastic
Dimensions	86 x 86 x 32 mm

TYPE	ART NO.	
R402	1155120	room temperature controller with Modbus communication

TOOLS		
H402	1155121	configuration tool for R402 and RS402

ROOM CONTROLLERS



1

RS402 is a versatile control unit specifically designed for individual room temperature and zone control applications. Controller has a built-in, galvanic isolated RS-485 channel for communication via Modbus and it can be connected to any supervisory Modbus RTU software / system. Controller has a built-in 2 h timer for forced ventilation.

room °C



Supply	24 Vac, < 2 VA
Set point	19...25 °C
Input	condensation sensor
Input	external temperature sensor or DI (door/window contact or occupancy detector)
Accuracy	±0,5 °C
Output	2 x 0...10 Vdc, 10 mA, for heating or cooling, one output is reserved for forced ventilation
Output	2 x 24 Vac, 2 A, for heating or cooling
IP protection class	IP20
Ambient temperature	0...50 °C
Mounting	on the wall surface or on a flush mounting box (60 mm hole distance)
Materials	ABS plastic
Dimensions	86 x 86 x 32 mm

TYPE	ART NO.	
RS402	1155130	room controller, heating and cooling, 24 Vac / 0...10 Vdc

TOOLS		
H402	1155121	configuration tool for R402 and RS402

SMART THERMOSTATS



The TRT smart thermostats offer a modern flush mounted slim design look for heating or cooling control. TRT-H range has multizone control (main space and bathroom) with 24 Vac PWM outputs. TRT series thermostats have 3.5" backlit colour touchscreen and have a wide range of power options. The MOD models have built-in Modbus RTU communications and the BAC models provide BACnet MS/TP communications. The thermostats can also be configured to be used as a lighting and/or air conditioning interface. The thermostats are also available with 7-day schedule with multiple set points.



1

Supply	12 Vdc, 24 Vac/dc or 90...250 Vac
Range (temperature)	0...50 °C
Accuracy (temperature)	±0,5 °C (25 °C)
IP protection class	IP20
Ambient temperature	0...50 °C
Ambient humidity	0...95 %rH
Mounting	on a flush mounting box (60 mm hole distance)
Materials	PC plastic
Dimensions	88 x 112 x 43 mm

Ordering guide

		Type	0	1	2	3	4	5	6
0 Touchscreen room thermostats			6001					0	
1 Device type	Room thermostat, 2RI, 1DI, 1RO	TRT-1R		1					
	Room thermostat, 2RI, 1DI, 1RO, 7-days schedule	TRT-P-1R		2					
	Multi-zone room thermostat, 1RI, 1DI, 2RO, 2DO	TRT-H-2R2T		4					
2 Communication	No communication (only TRT-1R, TRT-P-1R)					A			
	Modbus	-MOD				M			
	BACnet	-BAC				B			
3 Power supply	24 Vac/dc	-24					2		
	12 Vdc (only TRT-1R, TRT-P-1R)	-12					1		
	90...250 Vac (only TRT-1R, TRT-P-1R)	-230					M		
4 Additional measurements	No additional measurement							0	
	Relative humidity	-RH						1	
5 Reserved								0	
6 Body colour	Chrome								0
	White (RAL 9010)	-W							W
	Black (RAL 8022)	-B							B

TOOLS

SW-DCT-USB	1139040	configuration cable
------------	---------	---------------------

TRT ordering guide explanation:

RI External NTC 10 temperature input (selectable e.g. for control, high/low limit control)

DI Voltage free digital input (selectable for e.g. ECO override, OFF override, heating/cooling mode, alarm)



RO 230 Vac SPST relay, 7 A resistive (for heating/cooling control, zone 2 heating control)

NOTE: You can select also Fahrenheit for temperature unit during commissioning.

CONTROL UNITS

1

The Pro dual Proxima® CU control unit can be used to control two rooms at the same time with its two built-in control loops. Two room units can be installed into CU's room unit port. This can greatly reduce the system cost. In this case, the installer can choose which inputs and outputs are available in Proxima CU, and easily assign them to each control loop. The configuration is carried out using the Pro dual MyTool® Android application. In this illustration, Proxima CU is controlling two conference rooms with our new room unit.



With Proxima CU's many inputs and outputs, it can control a wide range of system scenarios. In this case, CU controls a hotel room with cooling, heating, VAV, and EC fan (0...10 V) in 3 steps. Even the bathroom floor heating is controlled by CU with its integrated cascade controller. A humidity transmitter could be connected to Proxima CU to ventilate the bathroom after the hotel guest has taken a shower. With Pro dual MyTool®, created configuration files can be stored in the cloud and on the local android device. Configuration files can easily be sent by e-mail to Pro dual, to get fast support when configuring complex system and functions. Pro dual also provides ready-made configuration files for different applications. See the application files on our website www.produal.com and browse under Pro dual Proxima® CU product.

CONTROL UNIT INPUTS AND OUTPUTS

Product	Analogue inputs	Digital inputs	Analogue outputs	Digital outputs	Note
CU	6	6	6	4	Universal inputs (6 pcs) and outputs (6 pcs).
C230	4	4	2	2	Multifunctional inputs
C221	3	3	2	2	Multifunctional inputs
C222	3	3	2	2	Multifunctional inputs
PDS 2.2	2	0	2	2	
HS 2.2-M	1	2	4	1	

1

CONTROLLER SELECTION GUIDE

NOTE: Check the product pages for more information.		Controller					
		PDS 2.2	HS 2.2-M	C221	C222	C230	CU
Application	230 V supply voltage and output					•	
	4-pipe fan coil unit control			•	•	•	•
	2-pipe fan coil unit control			•	•	•	•
	Floor heating			•	•	•	•
	Floor heating/cooling			•	•	•	•
	Chilled beam			•	•	•	•
	Heating radiator control			•	•	•	•
	6-way valve control			•	•	•	•
	Universal controller	•	•				•
Actuator	Middle roof installation			•	•	•	•
	Thermal	•	•	•	•	•	•
	3-point	•	•	•	•	•	•
Function	0...10 V	•	•	•	•	•	•
	Control stages	1	1	2/2	2/2	2/2	2/2
	Control modes	P/PI	P/PI	P/PI	P/PI	P/PI	P/PI
	Cascade control			•	•	•	•
	230 V 3-speed fan control				• ¹⁾	•	
	3-speed fan control with FCRY 3			•	•	•	•
	EC fan control			•	•	•	•
	VAV control			•	•	•	•
	Summer/winter			•	•	•	
	Key card input			•	•	•	•
	CO ₂ based ventilation control			•	•	•	•
	Dedicated room unit input			•	•	•	•
	CO ₂ transmitter input			•	•	•	•
	Humidity transmitter input						•
	Temperature transmitter input			•	•	•	•
	Potentiometer input						•
	External temperature sensor input			•	•	•	•
	Condensation sensor input			•	•	•	•
	Modbus	•	•	•	•	•	•
	BACnet						•

¹⁾ With RL203 relay unit

CONTROL UNITS



Modbus
BACnet



1

Pro dual Proxima® CU is a multifunctional control unit designed especially for room and zone control applications. The control unit supports the following communication protocols: Modbus RTU, Modbus TCP, BACnet MSTP and BACnet IP. Two rooms can be controlled with one control unit by connecting two room units.

Supply	24 Vac/dc
Input	6 x universal input
Output	6 x universal output
IP protection class	IP22
Ambient temperature	0...50 °C
Ambient humidity	0...85 %rH
Materials	PC plastic
Dimensions	186 x 136 x 55 mm



TYPE	ART NO.	
CU	5201010000	multifunctional control unit, white
CUB	5201010003	multifunctional control unit, black
CUCC	5201010400	cable covers for Proxima CU (includes two covers and four fixing screws)

TOOLS

MyTool Free Android application for configuring and commissioning of Pro dual PUMP® devices.

The control unit can be used in many different room control applications with several Pro dual products. Here are some examples for connecting a room unit to the control unit:

ROU (page 34) and RU (page 33)

Room units can be connected to the room unit port on control unit.

TEHR NTC 10-P (page 88)

Room temperature sensor with passive potentiometer can be connected to input terminals on the control unit for set point and temperature.

You may need to adjust the potentiometer resistance levels in the control unit.

TEHR LU-PU (page 89)

Room temperature transmitter with active potentiometer can be connected to input terminals on the control unit for set point and temperature.

HDH-PU (page 46)

Room CO₂ transmitter with active potentiometer can be connected to input terminals on the control unit for set point, temperature and CO₂.

CONTROL UNITS



C230 is a multifunctional controller designed especially for individual room temperature and zone control applications. C230 is supplied with 230 V and it controls fan coil units and actuators. Controller has a galvanically isolated RS-485 connection for Modbus RTU communication. The controller has a terminal with 24 Vac (10 VA) supply voltage for external equipment.

1



Supply	230 Vac, < 10 VA
Input	temperature sensor (NTC 10 or 0...10 Vdc)
Input	secondary temperature sensor (NTC 10 or 0...10 Vdc)
Input	occupancy or 0...10 Vdc setpoint
Output	2 x 0...230 Vac, heating / cooling
Output	2 x 0...10 Vdc, heating / cooling / VAV / EC fan control
Output	3 x 230 Vac, max motor load 2,4 A (570 W), max resistive load 4,0 A (960 W), relays for fan coil unit or damper control
IP protection class	IP20
Ambient temperature	5...50 °C
Dimensions	200 x 120 x 53 mm

TYPE	ART NO.	
C230	1155110	230V room temperature controller with Modbus communication
E121-01	1155080	room unit with set point potentiometer
E122-01	1155081	room unit with set point potentiometer and fan speed control switch
E123-01	1155082	room unit with set point potentiometer and timer
ROU-F	1150390	room unit with touch screen (flush mounting)
ROU-S	1150380	room unit with touch screen (surface mounting)
ROU-S-B	1150384	room unit with touch screen (surface mounting), black

TOOLS

H203	1155051	configuration tool
------	---------	--------------------

CONTROL UNITS



1

C221 and C222 are versatile control units specifically designed for individual room temperature, VAV and zone control applications. Controllers have a galvanically isolated RS-485 connection for Modbus RTU Communication.



Supply	24 Vac, < 2 VA
Set point	19...25 °C
Input	3 x external sensor or 0...10 Vdc
Output	2 x 24 Vac, 2 A, for cooling and heating
Output	2 x 0...10 Vdc, 10 mA, for cooling and heating
Output	relay control port (C222)
IP protection class	IP44
Materials	ABS plastic
Dimensions	80 x 122 x 40 mm

TYPE	ART NO.	
C221-01	1155050	middle roof control unit
C222-01	1155060	middle roof control unit with relay control port
E121-01	1155080	room unit with set point potentiometer
E122-01	1155081	room unit with set point potentiometer and fan speed control switch
E123-01	1155082	room unit with set point potentiometer and timer
RL203	1155070	relay unit
ROU-F	1150390	room unit with touch screen (flush mounting)
ROU-S	1150380	room unit with touch screen (surface mounting)
ROU-S-B	1150384	room unit with touch screen (surface mounting), black

TOOLS

H203	1155051	configuration tool
------	---------	--------------------

CONTROL UNITS



PDS 2.2 universal controller can be used for controlling e.g. pressure, humidity or temperature. The controller supports 0...10 V controlled, 3-point controlled or thermal actuators. The controller has RS-485 connection for Modbus RTU communication.

°C, %rH, Pa, bar, CO, CO₂, m/s, lx



Supply	24 Vac/dc, < 2 VA NOTE: Only the 0...10 V outputs and Modbus work when using DC supply voltage.
Input	0...10 V, measurement
Input	0...10 V, external set point setting
Output	0...10 Vdc, 2 mA
Output	2 x 24 Vac, 1 A, for thermal actuators or 3-point actuators
Output	10 Vdc, 2 mA, for 4,7...220 kΩ potentiometer
IP protection class	IP20
Mounting	For 35 mm DIN rail
Dimensions	53 x 90 x 58 mm

TYPE	ART NO.	
PDS 2.2	1150150	universal controller

CONTROL UNITS



°C, %rH, Pa, bar, CO, CO₂, m/s, lx

1

HS 2.2-M is a universal controller designed for HVAC applications. It can be used for controlling e.g. pressure, differential pressure, temperature or illumination level. Display is possible to scale according to the measurement. Controller has a galvanically isolated RS-485 connection for Modbus RTU communication.



Supply	24 Vac/dc, < 1 VA NOTE: Only the 0...10 V outputs and Modbus work when using DC supply voltage.
Input	0...10 V, 10 kΩ
Input	2 x DI, potential free contact
Output	3 x 0...10 Vdc, 2 mA
Output	24 Vac, 1 A, for thermal actuator or 3-point actuator
Output	10 Vdc, error signal
IP protection class	IP20
Material	ABS plastic
Ambient temperature	0...50 °C
Mounting	on the wall surface or on a flush mounting box (60 mm hole distance)
Dimensions	87 x 86 x 30 mm

TYPE	ART NO.	
HS 2.2-M	1150290	universal controller, room housing

ROOM UNITS

1

Our selection of room units allows the implementation of easy-to-use, premium class applications, or simple yet stylish room solutions in various commercial and public facilities. Versatile models with user-friendly touchscreen, graphical display, or touch button interfaces offer a wide range of functionalities – you can simply select the suitable product variation for your purposes.

- ▶ temperature, relative humidity, CO₂, PIR detection
- ▶ light and blinds control
- ▶ weekly time programme
- ▶ fan speed control, temporary day mode with man-in-house, endless rotating setpoint knob enabling the setpoint reset via Modbus
- ▶ RS-485 Modbus RTU communication
- ▶ BACnet MS/TP communication



The RU, RU-D, and ROU room units can be either connected to the Proxima CU control unit or operate stand-alone, as a general room interface option, when connected directly to the BMS or PLC system, with Modbus RTU.

ROU models can handle a variety of different applications when connected to the Proxima CU control unit.

With an intuitive touchscreen interface, the ROU unit is a versatile and adaptable room interface solution.



Room unit TRI can be freely connected to other control units, BMS or PLC systems, as a general room interface option, including both Modbus RTU and BACnet MS/TP communication. With a full-screen touch display, with a clear and visible layout and intuitive control, the TRI is a versatile and adaptable room interface solution.



Room unit ROU
°C, CO₂, and PIR detection
at Metropolia University of
Applied Sciences, Myllypuro
Campus, Helsinki



Photo: Arkkitehtitoimisto Lahdelma & Mahlamäki Oy,
Arkkitehtitoimisto Lehto Peltonen Valkama Oy.

ROOM UNIT SELECTION GUIDE

NOTE: Check the product pages for more information.	Room unit families			
	PRI	RU	ROU	E12X
Temperature measurement	•	•	•	•
External temperature sensor input	•			
Humidity measurement	•	•	•	
CO ₂ measurement	•	•	•	
Display	•	•	•	
Touchscreen	•		•	
7-day schedule	•			
Timer	•			•
Digital input	•			
Relay output	•			
Analogue output	•			
Temperature set point	•	•	•	•
Temperature set point knob		•		•
Continuously rotating set point knob		•		
Occupancy button	•	•	•	
Surface mounting		•	•	•
Flush mounting	•		•	
Modbus	•	•	•	
BACnet	•			

ROOM UNITS



1

The TRI series touchscreen room units provide attractive user interface and sensor for room control applications. The devices are linked to BMS / controllers via Modbus or BACnet communication interfaces. The TRI series have 320 x 480 pixel 255 colour touchscreen that displays the plant and control status information on the modern intuitive user interface. The users can use the unit to change the control settings such as the set point, fan speed and operation mode. They can switch lights and air conditioning units on/off, or activate the Party Mode for extended or boost period.



The TRI units have additional measurement inputs/outputs that can be used as inputs/outputs to the BMS system (controllable over the network).

Supply	24 Vac/dc
Range (temperature)	0...50 °C
Accuracy (temperature)	±0,5 °C (25 °C)
IP protection class	IP20
Ambient temperature	0...50 °C
Ambient humidity	0...95 %rH
Mounting	on a flush mounting box (60 mm hole distance)
Materials	PC plastic
Dimensions	88 x 112 x 43 mm

Ordering guide

		Type	0	1	2	3	4	5	6
0 Touchscreen room units			6001					0	
1 Device type	Room unit, 2RI, 1DI, 1RO	TRI-1R		6					
	Room unit, 2RI, 1DI, 1RO, 7-days schedule	TRI-P-1R		7					
	Room unit, 2RI, 1DI, 3AO	TRI-3A		8					
2 Communication	No communication (only TRI-3A)								
	Modbus	-MOD				A			
	BACnet	-BAC				B			
3 Power supply	24 Vac/dc	-24					2		
	12 Vdc (only TRI-1R)	-12					1		
4 Additional measurements	No additional measurement							0	
	Relative humidity	-RH						1	
	CO ₂	-CO ₂						2	
	Relative humidity and CO ₂	-RH-CO ₂						3	
5 Reserved								0	
6 Body colour	Chrome								0
	White (RAL 9010)	-W							W
	Black (RAL 8022)	-B							B

TOOLS

SW-DCT-USB 1139040 configuration cable

TRI ordering guide explanation:

RI External NTC 10 temperature input

DI Voltage free digital input (for measurement and override)

RO 230 Vac SPST relay, 7 A resistive (for network/schedule switching)

NOTE: You can select also Fahrenheit for temperature unit during commissioning.

ROOM UNITS



Produal Proxima® RU is a simple Modbus room unit designed to be used with the Proxima control units or other control units. It has a built-in temperature sensor and a set point knob. The unit is also available with fan control and man in house button. The indicator lights indicate the temperature set point and fan speed.

1



Supply	24 Vac/dc
Range (temperature)	0...50 °C
Accuracy (temperature)	±0,5 °C (25 °C)
IP protection class	IP20
Ambient temperature	0...50 °C
Ambient humidity	0...85 %rH
Mounting	on the wall surface or on a flush mounting box (60 mm hole distance)
Materials	PC plastic
Dimensions	97 x 97 x 33 mm

Ordering guide

		Type	0	1	2	3	4	5	6
0 Room unit type			5202					0	0
1 Body colour	White	RU		W					
	Black	RUB		B					
2 Buttons	No buttons				0				
	1 button (fan speed)	1F			1				
	1 button (man in house)	1M			2				
	2 buttons (fan speed and man in house)	2FM			3				
3 Display	No display (indicator lights only)					0			
	Display (indicator lights are also included)	-D				D			
4 Additional measurements	No additional measurements						0		
	Relative humidity	-RH					1		
	CO ₂	-CO ₂					3		
	Relative humidity and CO ₂	-RH-CO ₂					5		

ROOM UNITS



1

ROU is an advanced room unit with easy-to-use touch screen functionality. It is designed to be used with above-the-ceiling control units. The basic room unit includes temperature measurement. Other measurements like CO₂ or PIR are available as options. ROU can be used as a room unit for CU, C22x, C230 or as Modbus slave unit.



Supply	24 Vac/dc, < 2.5 VA
Set point	18...26 °C
Range (temperature)	0...50 °C
Accuracy (temperature)	±0,5 °C (25 °C)
IP protection class	IP20
Ambient temperature	5...40 °C
Ambient humidity	0...85 %rH

TYPE	ART NO.	
ROU-S	1150380	room unit with touch screen (surface mounting)
ROU-S-B	1150384	room unit with touch screen (surface mounting), black
ROU-F	1150390	room unit with touch screen (flush mounting)

OPTIONS

ROU-S-CO2-opt	1150382	CO ₂ option
ROU-PIR-opt	1150381	PIR option
ROU-RH-opt	1150383	humidity option (for using with CU or for stand-alone room unit use)

ROOM UNITS



E12x room units are designed to be used with the C221, C222 and C230 control units. All units have a built in temperature sensor and a set point knob. Units with timer and fan speed buttons also available. The indicator light indicates the current function (red (heating), blue (cooling), off (dead zone)).



Supply	12 Vdc, < 1 W (supplied from C2xx)
Set point	19...25 °C
IP protection class	IP30
Material	ABS plastic
Ambient temperature	5...40 °C
Mounting	on the wall surface or on a flush mounting box (60 mm hole distance)
Dimensions	87 x 86 x 30 mm

TYPE	ART NO.	
E121-01	1155080	room unit with set point potentiometer
E122-01	1155081	room unit with set point potentiometer and fan speed control switch
E123-01	1155082	room unit with set point potentiometer and timer
K43-3M	1155093	connector cable (3 m)
K43-5M	1155092	connector cable (5 m)

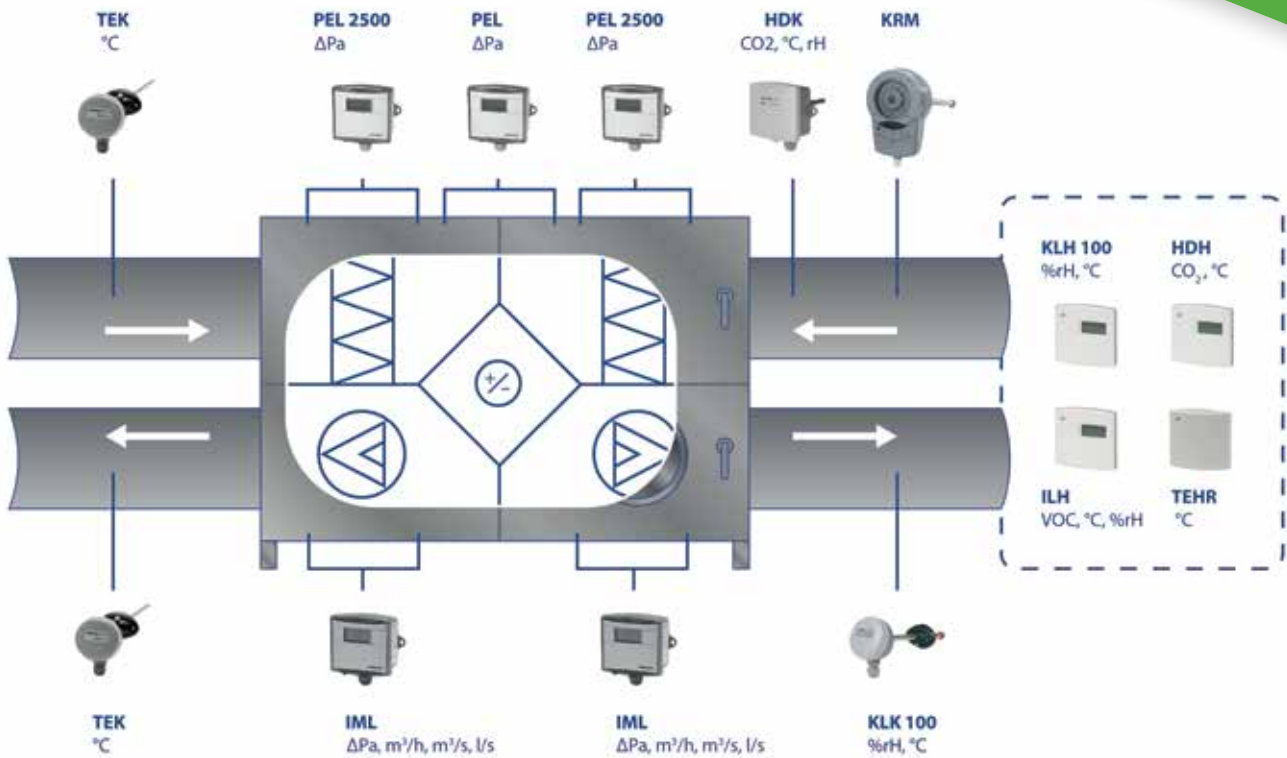
TRANSMITTERS

Versatile high-quality transmitters for measuring a wide range of parameters in different demanding HVAC applications: accurate measurement of differential pressure, air quality, temperature, humidity, water pressure, air velocity, illuminance or wind speed etc. Several measured properties are also possible with one device. The devices are available with different measurement ranges and with or without a display.

- ▶ Wide range of measured properties
- ▶ Several measurements with one device
- ▶ 0...10 V, 4...20 mA
- ▶ Modbus on selected products
- ▶ Control output on selected products

Note: Temperature transmitters are found under the Temperature measurement section

Note: The sensor and transmitter selection guide can be found on page 118.



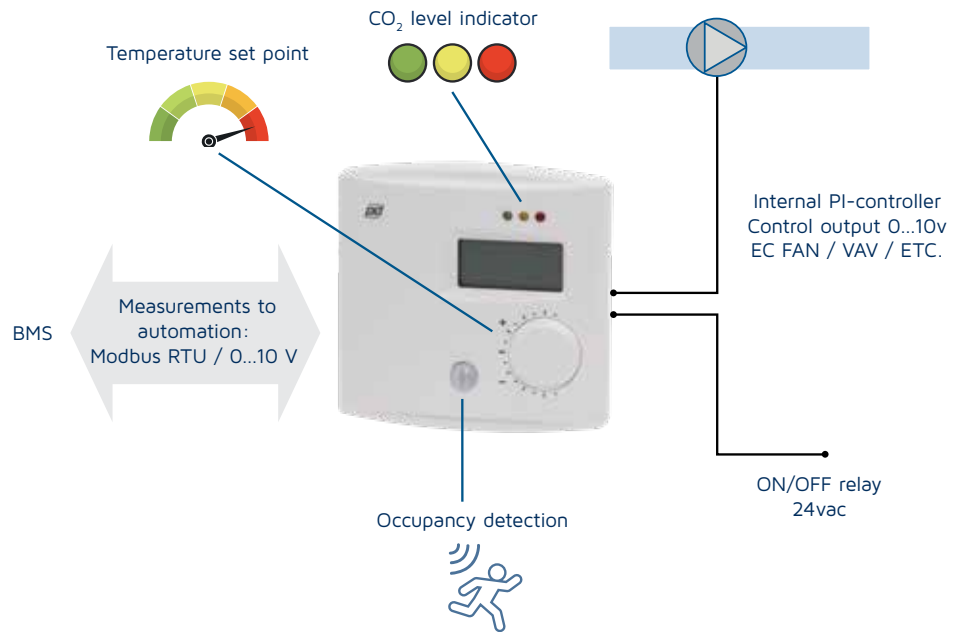
TRANSMITTERS

Many of Produal transmitters are equipped with control output and can be used as single-sequence controllers for heating/cooling or ventilation

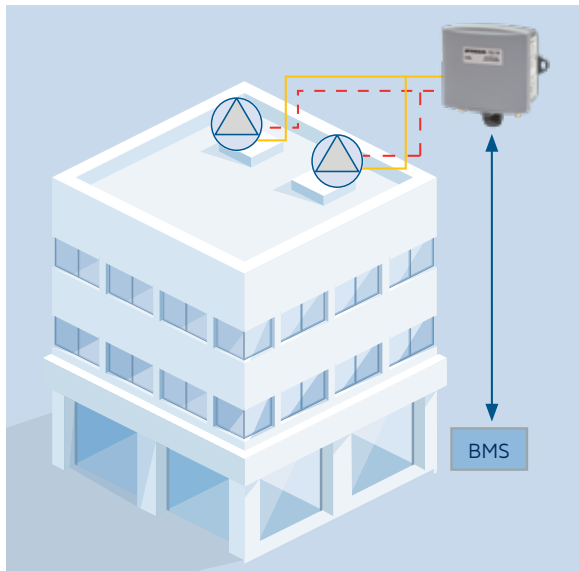
By using the 0...10 V controller output, a built-in, stand-alone PI-controller in the CO₂ transmitter HDH can be used to control, for example, EC FAN or VAV system. Measurements can be read to BMS by using Modbus RTU or 0...10 V output.

There are also various options available for our HDH transmitter:

- ▶ PIR movement sensor
- ▶ CO₂ level indicator
- ▶ Temperature setpoint
- ▶ Relay output



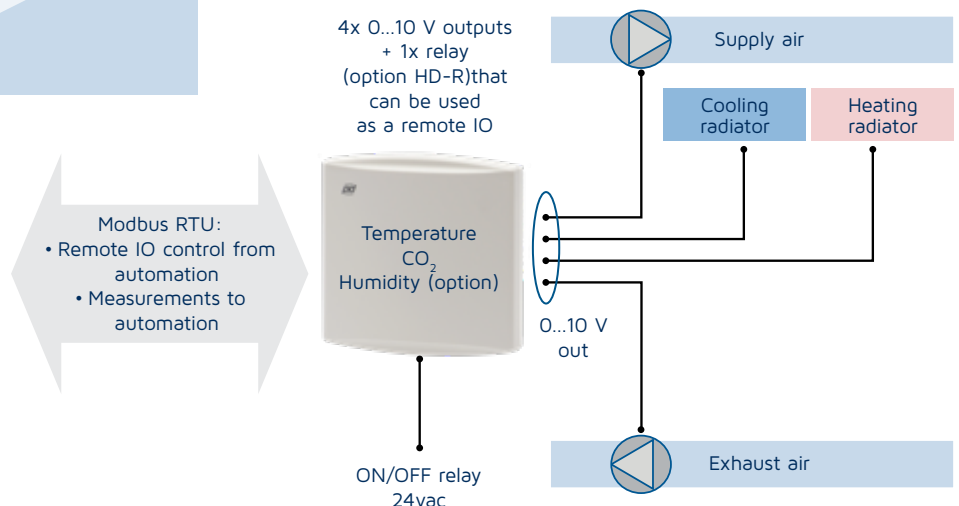
Several Produal transmitters can be used as an external I/O unit for flexibility and cost savings



The **differential pressure transmitter KPEL-M** works as an external I/O unit, for example, for controlling supply air fans, by overwriting 0...10 V outputs via the BMS system.

- - - 0...10 V control signal
- Pressure hose from duct to KPEL-M
- Modbus RTU bus from BMS to KPEL-M

The CO₂ transmitter HDH-M operates as a remote I/O unit by controlling four pcs of 0...10 V outputs remotely from BMS and reading the values to the system by using Modbus RTU field bus.



TRANSMITTERS WITH CONTROL OUTPUT

NOTE: Check the product pages for more information.		Transmitter product families																		
		HDH, HDK, HDU	ILH, ILK	IML	KLH	KLK	LLK, LUK	PEL 1000	KPEL, KPEL 9K	TEAT	TEHR	TEK	TEKA	TEKV	TEKY	TENA	TEP	TEPK	TEU	TEV
Control output	4...20 mA					•	•		•	•	•	•	•	•	•	•	•	•	•	•
	0...10 V	•	•	•	•	•	•	•	•	•	•	•	•	•	•	•	•	•	•	•
	Relay	•	•		•	•														
Function	Control stages	1	1	1	1	1	1	1	1	1	1	1	1	1	1	1	1	1	1	1
	Control modes	P/PI	P/PI	P/PI	P/PI	P/PI	P/PI	P/PI	P/PI	P/PI	P/PI	P/PI	P/PI	P/PI	P/PI	P/PI	P/PI	P/PI	P/PI	P/PI
	Cooling control	•	•		•	•	•			•	•	•	•	•	•	•	•	•	•	•
	Heating control						•			•	•	•	•	•	•	•	•	•	•	•
	CO ₂ control	•																		
	VOC control		•																	
	Humidity control	•	•		•	•														
	Pressure control			•				•	•											
	Maximum selection control	•	•		•	•														
	Modbus	•	•	•	•	•		•	•	•	•	•	•	•	•	•	•		•	
	Modbus override	•	•		•	•			•	•	•	•	•	•	•	•	•		•	
	Page	46	49	39	43	45	92	38	38	72	89	78	79	74	82	73	76	77	91	75

2

AIR FLOW PRODUCT SELECTION GUIDE

Application		Air flow measurement products				
		IVL	PEL 2500 ³⁾	IML	PEL 2500 ³⁾ + PP-PK/PP-SK	IML + PP-PK/PP-SK
Fan flow (fan with measuring inlets)	The fan K-value is known			• ¹⁾		
	The fan K-value is unknown		•			
Flow in duct	Customer's probe for which the K-value is known			•		
	Customer's probe for which the K-value is unknown		•			
	Probe not available (air velocity and temperature measurement)	•				
	Probe not available (air volume measurement)	• ²⁾			• ⁴⁾	•
Page		42	38	39	38 and 41	39 and 41

¹⁾ Supported fan manufacturers: Fläkt Woods, Rosenberg, Comefri, Ziehl-Abegg, ebm-papst, Nicotra and Gebhardt. Universal formula available for other manufacturer's fans.

²⁾ Air volume = air velocity x duct cross section area.

³⁾ PEL 2500 with flow linear output (Q).

⁴⁾ Flow linear output can be used for air volume calculation in BMS.

DIFFERENTIAL PRESSURE TRANSMITTERS FOR AIR



Produal offers wide selection of differential pressure transmitters for air. The possible applications include clean / isolation room control, air handling unit control and filter monitoring, for example. Controller output available in selected transmitters.

2

Product family	Measuring inlets	Measuring ranges														Accuracy / zeroing			Outputs / inputs												
		±50 Pa	±100 Pa	±250 Pa	±500 Pa	0...100 Pa	0...200 Pa	0...500 Pa	0...1000 Pa	0...1500 Pa	0...2000 Pa	0...2500 Pa	0...3000 Pa	0...4000 Pa	0...5000 Pa	0...6000 Pa	0...7000 Pa	0...8000 Pa	0...9000 Pa	Custom ¹⁾	Accuracy	Automatic	Manual	0...10 V	4...20 mA	Modbus	Flow linear	Controller output	Analogue inputs	Display	
PEL	1	•	•	•	•	•	•	•	•											• ±0,5 Pa +1 %	•			•	•	○				○	
PEL 2500	1		•			•	•	•	•	•	•									• ±3 Pa +1 %	•			•	•	○	•				○
PEL 8K	1									•	•	•	•	•	•					• ±10 Pa +1 %	•			•	•	○	•				○
PEL 1000	1									•	•									• ±3 Pa +1 %		•	•		○		•			○	
KPEL	2		•			•	•	•	•	•	•									• ±3 Pa +1,25 %		•	•	•	○		•	○	○		
KPEL 9K	2																			• ±10 Pa +1,25 %		•	•	•	○		•	○	○		

• Standard ○ Optional

¹⁾ The custom pressure range can be adjusted with ML-SER tool (or via Modbus) within the transmitter's normal pressure ranges.

PEL, PEL 2500, PEL 8K, PEL 1000

Supply	24 Vac/dc, < 2 VA (PEL 1000: 1 VA)
Outputs	0...10 Vdc / 2...10 Vdc / 0...5 Vdc < 2 mA or 0...20 mA / 4...20 mA < 700 Ω PEL 1000: 0...10 Vdc / 2...10 Vdc < 3 mA
Ambient temperature	0...+45 °C (PEL 1000: 0...50 °C)
Housing	IP54, cable gland downwards
Mounting	with screws, external lugs



KPEL, KPEL 9K

Supply	24 Vac/dc, < 2.5 VA
Outputs*	2 x 0...10 Vdc < 2 mA or 2 x 4...20 mA < 700 Ω
Inputs (M models)*	2 x 0...10 Vdc / DI / temperature
Ambient temperature	0...+50 °C
Housing	IP54, cable downwards
Mounting	with screws, external lugs
	* = Two terminals for outputs/inputs



ORDERING INFORMATION

Options	Basic version	Display	Modbus	Modbus & Display
PEL	1131110 (PEL)	1131111 (PEL-N)	1131360 (PEL-M)	1131361 (PEL-M-N)
PEL 2500	1131210 (PEL 2500)	1131211 (PEL 2500-N)	1131370 (PEL 2500-M)	1131371 (PEL 2500-M-N)
PEL 8K	1131350 (PEL 8K)	1131351 (PEL 8K-N)	1131400 (PEL 8K-M)	1131401 (PEL 8K-M-N)
PEL 1000	1131140 (PEL 1000)	1131141 (PEL 1000-N)	1131380 (PEL 1000-M)	1131381 (PEL 1000-M-N)
KPEL	1131310 (KPEL)	1131311 (KPEL-N)	1131260 (KPEL-M)	1131261 (KPEL-M-N)
KPEL 9K	1131330 (KPEL 9K)	1131331 (KPEL 9K-N)	1131340 (KPEL 9K-M)	1131341 (KPEL 9K-M-N)

PRESSURE TRANSMITTER ACCESSORIES



PEK-AS is an accessory kit that can be used for transmitter process connections.

ML-SER commissioning tool is designed for easy commission and configuration of the ProDual transmitter products. The ML-SER shows device-specific configuration menus when the connector is plugged in the master device. ML-SER is not compatible with IML or IML-M.

PEL-USK is designed to protect pressure measurement hose from pressure shocks caused by wind and other outdoor environmental influences.



2

TYPE	ART NO.	
PEK-AS	1240300	differential pressure product accessory kit, includes 2 m hose and duct assemblies
PEL-USK	1131020	protective cover for pressure hose
ML-SER	1139010	transmitter commissioning tool

OPTIONS

PEK-DCP	1240306	duct connector, plastic
PEK-KIT 90	1240390	accessory kit with 90° metal tubes
PVC-HOSE	1240305	PVC hose (4/7), 200 m
T-CON	1240301	T connector
T-CON 100	1240302	T connector, 100 pcs
Y-CON	1240303	Y connector
Y-CON 100	1240304	Y connector, 100 pcs

AIR FLOW TRANSMITTERS



IML is designed for measuring and controlling air flow in air handling units and rooms. IML-M has RS-485 connection for Modbus RTU communication.

m^3/s , m^3/h , l/s , Pa

Supply	24 Vac/dc, < 1.5 VA
Input	0...10 Vdc, < 2 mA (external set point)
Range	0...1000, 0...2000, 0...5000 or 0...7000 Pa
Time constant	1...20 s (factory setting is 8 s)
Output (air volume)	0...10 Vdc, 2 mA
Output (diff. pressure or control)	0...10 Vdc, 2 mA
Zeroing	automatic; regularly eliminates the possible zero point drifting
IP protection class	IP54, cable downwards
Ambient temperature	0...45 °C
Cable gland	M16
Mounting	with screws, external lugs



TYPE	ART NO.	
IML	1131600	air volume transmitter
IML-M	1131610	IML for Modbus

OPTIONS

PEK-AS	1240300	accessory kit for differential pressure products
--------	---------	--

FILTER GUARD



PEL 2500-SV filter guard is designed for filter monitoring in systems that handle air and other non-flammable gases. The device has three indicator lights that indicate the filter status.



2

Supply	24 Vac/dc, < 2 VA
Range	0...100, 0...200, 0...500, 0...1000, 0...1500, 0...2000, 0...2500 or ± 100 Pa
Output	3 x potential free contact (filter status)
Output	0...10 / 2...10 / 0...5 Vdc, < 2 mA (pressure)
Output	4...20 / 0...20 mA, 700 Ω (pressure)
Zeroing	automatic; regularly eliminates the possible zero point drifting
IP protection class	IP54, cable downwards
Ambient temperature	0...45 °C
Mounting	with screws, external lugs
Dimensions	105 x 102 x 46 mm

TYPE	ART NO.	
PEL 2500-SV	2240170	filter guard
PEK-AS	1240300	accessory kit for differential pressure products

AIR FLOW PROBES



PP air flow probes are designed for measuring air flow in the air handling systems. Different models with fixed Kv values are available for circular and rectangular ducts.

l/s



2

TYPE	ART NO.	
PP-PK R100	1250010	air flow volume probe for a circular 100 mm duct
PP-PK R125	1250020	air flow volume probe for a circular 125 mm duct
PP-PK R160	1250030	air flow volume probe for a circular 160 mm duct
PP-PK R200	1250040	air flow volume probe for a circular 200 mm duct
PP-PK R250	1250050	air flow volume probe for a circular 250 mm duct
PP-PK R300	1250059	air flow volume probe for a circular 300 mm duct
PP-PK R315	1250060	air flow volume probe for a circular 315 mm duct
PP-PK R355	1250065	air flow volume probe for a circular 355 mm duct
PP-PK R400	1250070	air flow volume probe for a circular 400 mm duct
PP-PK R450	1250073	air flow volume probe for a circular 450 mm duct
PP-PK R500	1250075	air flow volume probe for a circular 500 mm duct
PP-PK R550	1250076	air flow volume probe for a circular 550 mm duct
PP-PK R600	1250008	air flow volume probe for a circular 600 mm duct
PP-PK R630	1250078	air flow volume probe for a circular 630 mm duct
PP-PK R700	1250077	air flow volume probe for a circular 700 mm duct
PP-PK R800	1250079	air flow volume probe for a circular 800 mm duct
PP-PK R1000	1250009	air flow volume probe for a circular 1000 mm duct
PP-SK L200	1250080	air flow volume probe for a 200 mm rectangular duct
PP-SK L250	1250090	air flow volume probe for a 250 mm rectangular duct
PP-SK L300	1250100	air flow volume probe for a 300 mm rectangular duct
PP-SK L350	1250110	air flow volume probe for a 350 mm rectangular duct
PP-SK L400	1250120	air flow volume probe for a 400 mm rectangular duct
PP-SK L450	1250130	air flow volume probe for a 450 mm rectangular duct
PP-SK L500	1250140	air flow volume probe for a 500 mm rectangular duct
PP-SK L550	1250150	air flow volume probe for a 550 mm rectangular duct
PP-SK L600	1250160	air flow volume probe for a 600 mm rectangular duct
PP-SK L650	1250170	air flow volume probe for a 650 mm rectangular duct
PP-SK L700	1250180	air flow volume probe for a 700 mm rectangular duct
PP-SK L750	1250190	air flow volume probe for a 750 mm rectangular duct
PP-SK L800	1250200	air flow volume probe for a 800 mm rectangular duct
PP-SK L850	1250210	air flow volume probe for a 850 mm rectangular duct
PP-SK L900	1250220	air flow volume probe for a 900 mm rectangular duct
PP-SK L950	1250230	air flow volume probe for a 950 mm rectangular duct
PP-SK L1000	1250240	air flow volume probe for a 1000 mm rectangular duct
PP-SK L1050	1250250	air flow volume probe for a 1050 mm rectangular duct
PP-SK L1100	1250260	air flow volume probe for a 1100 mm rectangular duct
PP-SK L1150	1250270	air flow volume probe for a 1150 mm rectangular duct
PP-SK L1200	1250280	air flow volume probe for a 1200 mm rectangular duct

Other lengths up to 1500 mm also available on request.

AIR VELOCITY TRANSMITTERS



IVL air velocity transmitters are designed for measuring air velocity and temperature inside the duct.

m/s, °C

Supply	24 Vac/dc, < 1.5 VA
Range (temperature)	0...50 °C
Probe	10 x 200 mm (probe depth 50...190 mm), versions with 100 mm and 400 mm probes are also available, e.g. IVL 10-400.
Output (velocity)	0...10 Vdc, 2 mA / 4...20 mA, 600 Ω
Output (temperature)	0...10 Vdc, 2 mA / 4...20 mA, 600 Ω
IP protection class	IP54, cable or probe downwards
Ambient temperature	0...50 °C
Mounting	with flange, adjustable probe depth



2

TYPE	ART NO.	
IVL 10	1130010	air velocity transmitter 0...10 m/s
IVL 10-N	1130012	air velocity transmitter with display, 0...10 m/s
IVL 02	1130030	air velocity transmitter 0...2 m/s
IVL 02-N	1130032	air velocity transmitter with display, 0...2 m/s
IVL 20	1130050	air velocity transmitter 0...20 m/s
IVL 20-N	1130053	air velocity transmitter with display, 0...20 m/s

AIR VELOCITY TRANSMITTERS



IVLJ air velocity transmitters are designed for measuring air velocity and temperature inside the duct.

m/s, °C

Supply	24 Vac/dc, < 1.5 VA
Range (temperature)	0...50 °C
Probe	10 x 200 mm (probe depth 50...190 mm), versions with 100 mm and 400 mm probes are also available, e.g. IVLJ 10-400.
Output (velocity)	0...10 Vdc, 2 mA / 4...20 mA, 600 Ω
Output (temperature)	0...10 Vdc, 2 mA / 4...20 mA, 600 Ω
IP protection class	IP54, cable downwards (transmitter)
Ambient temperature	0...50 °C
Cable	2 m
Mounting	probe: by a flange, adjustable depth; transmitter: with screws, external lugs
Materials	PBT, PC, PA and stainless steel



TYPE	ART NO.	
IVLJ 10	1130090	air velocity transmitter 0...10 m/s
IVLJ 02	1130040	air velocity transmitter 0...2 m/s
IVLJ 20	1130100	air velocity transmitter 0...20 m/s

HUMIDITY TRANSMITTERS



KLH room humidity transmitters are designed for measuring and controlling indoor relative humidity and temperature.

room %rH, °C

Supply	24 Vac/dc, < 1 VA
Range (humidity)	0...100 %rH
Range (temperature)	0...50 °C
Accuracy (humidity)	±2 %rH
Accuracy (temperature)	±0,5 °C
Output	3 x 0...10 Vdc, 2 mA, control output included
IP protection class	IP20
Material	ABS plastic
Ambient temperature	0...50 °C
Mounting	on the wall surface or on a flush mounting box (60 mm hole distance)
Dimensions	87 x 86 x 30 mm



2

TYPE	ART NO.	
KLH 100	1132210	room humidity transmitter
KLH 100-5V-PT 1000	1132620	room humidity transmitter, Pt1000 sensor, 0...5 V outputs
KLH 100-N	1132211	room transmitter with display (humidity and/or temperature display)
KLH 100-NTC 10	1132230	room humidity transmitter, NTC 10 sensor
KLH-M	1132600	Modbus room humidity transmitter
KLH-M-N	1132601	Modbus room humidity transmitter with display (humidity and/or temperature display)

OPTIONS

HD-P	1135001	passive potentiometer (not available for Modbus models)
HD-PU	1135002	0...10 V potentiometer
HD-R	1135003	relay, 24 Vac 1 A

TOOLS

ML-SER	1139010	transmitter commissioning tool
--------	---------	--------------------------------

HUMIDITY TRANSMITTERS



KLH 420 is a 2-wire humidity transmitter designed for measuring indoor relative humidity.

room %rH

Supply	24 Vdc (12...35 Vdc)
Range	0...100 %rH
Accuracy	±3 %rH (25 °C)
Output	4...20 mA, 500 Ω (24 Vdc)
IP protection class	IP20
Material	ABS plastic
Mounting	on the wall surface or on a flush mounting box (60 mm hole distance)



TYPE	ART NO.	
KLH 420	1132280	room humidity transmitter
KLH 420-N	1132281	room humidity transmitter with display

HUMIDITY TRANSMITTERS



KLHJ 100 transmitters are designed for measuring relative humidity and temperature. The probe cable length is 2 m.

room/duct %rH, °C

Supply	24 Vac/dc, < 1 VA
Range (humidity)	0...100 %rH
Range (temperature)	-50...50 °C
Output (humidity)	0...10 Vdc, 2 mA / 4...20 mA < 600 Ω
Output (temperature)	0...10 Vdc, 1 mA / 4...20 mA < 600 Ω
IP protection class	IP54, cable downwards
Ambient temperature	-50...50 °C
Cable	2 m, other lengths also available
Cable gland	M16
Mounting	transmitter with screws (external lugs), sensor with flange, adjustable probe depth < 150 mm



2

TYPE	ART NO.	
KLHJ 100	1132260	humidity and temperature transmitter
KLHJ 100-N	1132261	humidity and temperature transmitter with display

HUMIDITY TRANSMITTERS



KLU 100 humidity and temperature transmitters are designed for outdoor applications.

outdoor %rH, °C

Supply	24 Vac/dc, < 1 VA
Range (humidity)	0...100 %rH
Range (temperature)	-50...50 °C
Output (humidity)	0...10 Vdc, 2 mA / 4...20 mA < 600 Ω
Output (temperature)	0...10 Vdc, 1 mA / 4...20 mA < 600 Ω
IP protection class	IP54, cable downwards
Ambient temperature	-50...50 °C
Cable gland	M16
Mounting	with screws, external lugs



TYPE	ART NO.	
KLU 100	1132250	outdoor humidity transmitter
KLU 100-N	1132251	outdoor humidity transmitter with display

HUMIDITY TRANSMITTERS



KLK duct humidity transmitters are designed for measuring relative humidity and temperature inside ventilation ducts.

duct %rH, °C

Supply	24 Vac/dc, < 1 VA
Range (humidity)	0...100 %rH
Range (temperature)	-50...50 °C
Output (humidity)	0...10 Vdc, 2 mA / 4...20 mA < 600 Ω
Output (temperature)	0...10 Vdc, 2 mA / 4...20 mA < 600 Ω
Output (control)	humidity or temperature output can be configured to control output
IP protection class	IP54, cable or probe downwards
Ambient temperature	-50...50 °C
Cable gland	M16
Mounting	with flange, probe depth adjustable < 150 mm



2

TYPE	ART NO.	
KLK 100	1132240	duct humidity transmitter
KLK 100-N	1132241	duct humidity transmitter with display
KLK-M	1132610	Modbus duct humidity transmitter
KLK-M-N	1132611	Modbus duct humidity transmitter with display

OPTIONS

KL-R	1132001	relay, 24 Vac 1 A
------	---------	-------------------

TOOLS

ML-SER	1139010	transmitter commissioning tool
--------	---------	--------------------------------

CO₂ TRANSMITTERS



HDH transmitters are designed for measuring and controlling CO₂, temperature and humidity in dry room spaces. ABCLogic™ self-calibration method eliminates the possible long term drift.

room ppm CO₂, °C, %rH



2

Supply	24 Vac/dc, < 2 VA
Range (temperature)	0...50 °C
Time constant	< 2 min
Accuracy (temperature)	±0,5 °C
Output	3 x 0...10 Vdc, 2 mA, control output included
IP protection class	IP20
Material	ABS plastic
Ambient temperature	0...50 °C
Mounting	on the wall surface or on a flush mounting box (60 mm hole distance)
Dimensions	87 x 86 x 30 mm

TYPE	ART NO.	
HDH	1135040	room transmitter, CO ₂ and °C measurement, range 0...2000 ppm
HDH-5V	1135190	room transmitter, CO ₂ and °C measurement, range 0...2000 ppm, 0...5 V outputs
HDH-5V-N	1135191	room transmitter with display, CO ₂ and °C measurement, range 0...2000 ppm, 0...5 V outputs
HDH-5V-RH	1135192	room transmitter, CO ₂ , °C and %rH measurement, range 0...2000 ppm, 0...5 V outputs
HDH-5V-RH-N	1135193	room transmitter with display, CO ₂ , °C and %rH measurement, range 0...2000 ppm, 0...5 V output
HDH-PIR	1135240	room transmitter, CO ₂ and °C measurement, PIR, range 0...2000 ppm
HDH-PIR-N	1135241	room transmitter with display, CO ₂ and °C measurement, PIR, range 0...2000 ppm
HDH-PT 1000	1135280	room transmitter, CO ₂ and °C measurement, range 0...2000 ppm, PT 1000 sensor
HDH-N	1135041	room transmitter with display, CO ₂ and °C measurement, range 0...2000 ppm
HDH-NTC 1.8	1135650	room transmitter, CO ₂ and °C measurement, range 0...2000 ppm, NTC 1.8 sensor
HDH-NTC 1.8-N	1135651	room transmitter with display, CO ₂ and °C measurement, range 0...2000 ppm, NTC 1.8 sensor
HDH-NTC 10	1135180	room transmitter, CO ₂ and °C measurement, range 0...2000 ppm, NTC 10 sensor
HDH-RH	1135044	room transmitter, CO ₂ , °C and %rH measurement, range 0...2000 ppm
HDH-RH-PIR	1135250	room transmitter, CO ₂ , °C and %rH measurement, PIR, range 0...2000 ppm
HDH-RH-PIR-N	1135251	room transmitter with display, CO ₂ , °C and %rH measurement, PIR, range 0...2000 ppm
HDH-RH-N	1135045	room transmitter with display, CO ₂ , °C and %rH measurement, range 0...2000 ppm
HDH-M	1135100	Modbus room transmitter, CO ₂ and °C measurement, range 0...2000 ppm
HDH-M-PIR	1135260	Modbus room transmitter, CO ₂ and °C measurement, PIR, range 0...2000 ppm
HDH-M-PIR-N	1135261	Modbus room transmitter with display, CO ₂ and °C measurement, PIR, range 0...2000 ppm
HDH-M-N	1135101	Modbus room transmitter with display, CO ₂ and °C measurement, range 0...2000 ppm
HDH-M-RH	1135102	Modbus room transmitter, CO ₂ , °C and %rH measurement, range 0...2000 ppm
HDH-M-RH-PIR	1135270	Modbus room transmitter, CO ₂ , °C and %rH measurement, PIR, range 0...2000 ppm
HDH-M-RH-PIR-N	1135271	Modbus room transmitter with display, CO ₂ , °C and %rH measurement, PIR, range 0...2000 ppm
HDH-M-RH-N	1135103	Modbus room transmitter with display, CO ₂ , °C and %rH measurement, range 0...2000 ppm
HDH 10K	1135110	room transmitter, CO ₂ and °C measurement, range 0...10000 ppm
HDH 10K-N	1135111	room transmitter with display, CO ₂ and °C measurement, range 0...10000 ppm

OPTIONS

HD-AL3	1135048	3 leds indicating different concentration levels (not available for N models)
HD-P	1135001	passive potentiometer (not available for Modbus models)
HD-PU	1135002	0...10 V potentiometer
HD-R	1135003	relay, 24 Vac 1 A

TOOLS

ML-SER	1139010	transmitter commissioning tool
--------	---------	--------------------------------

CO₂ TRANSMITTERS



HDK transmitters are designed for measuring and controlling CO₂, temperature and humidity inside ventilation ducts. ABCLogic™ self-calibration method eliminates the possible long term drift.

duct ppm CO₂, °C, %rH



2

Supply	24 Vac/dc, < 2 VA
Range (temperature)	0...50 °C
Time constant	< 2 min
Accuracy (temperature)	±0,5 °C
Output	3 x 0...10 Vdc, 2 mA, control output included
IP protection class	IP54, cable downwards
Ambient temperature	0...50 °C
Cable gland	M16
Mounting	in a Ø 10 mm hole, with screws, external lugs
Dimensions	105 x 104 x 155 mm

TYPE	ART NO.	
HDK	1135050	duct transmitter, range 0...2000 ppm
HDK-N	1135051	duct transmitter with display, range 0...2000 ppm
HDK-NTC 10	1135210	duct transmitter, range 0...2000 ppm, NTC 10 sensor
HDK-RH	1135054	duct transmitter with humidity measurement, range 0...2000 ppm
HDK-RH-N	1135055	duct transmitter with humidity measurement and display, range 0...2000 ppm
HDK-M	1135120	Modbus duct transmitter, range 0...2000 ppm
HDK-M-N	1135121	Modbus duct transmitter with display, range 0...2000 ppm
HDK-M-RH	1135122	Modbus duct transmitter with humidity measurement, range 0...2000 ppm
HDK-M-RH-N	1135123	Modbus duct transmitter with humidity measurement and display, range 0...2000 ppm
HDK 10K	1135130	duct transmitter, range 0...10000 ppm
HDK 10K-N	1135131	duct transmitter with display, range 0...10000 ppm
HDK 10K-RH	1135132	duct transmitter with humidity measurement, range 0...10000 ppm
HDK 10K-RH-N	1135133	duct transmitter with humidity measurement and display, range 0...10000 ppm
HDK 10K-M	1135140	Modbus duct transmitter, range 0...10000 ppm
HDK 10K-M-N	1135141	Modbus duct transmitter with display, range 0...10000 ppm
HDK 10K-M-RH	1135142	Modbus duct transmitter with humidity measurement, range 0...10000 ppm
HDK 10K-M-RH-N	1135143	Modbus duct transmitter with humidity measurement and display, range 0...10000 ppm

OPTIONS

HD-R	1135003	relay, 24 Vac 1 A
------	---------	-------------------

TOOLS

ML-SER	1139010	transmitter commissioning tool
--------	---------	--------------------------------

CO₂ TRANSMITTERS



2

HDU transmitters are designed for measuring and controlling CO₂ concentration and temperature in underground parking garages and parking halls (NOTE: limited UV resistance in outdoor environment). ABCLogic™ self-calibration method eliminates the possible long term drift.

outdoor ppm CO₂, °C, %rH



Supply	24 Vac/dc, < 10 VA
Range (temperature)	-50...50 °C
Accuracy (temperature)	±0,5 °C
Output	3 x 0...10 Vdc, 2 mA, control output included
IP protection class	IP54, cable downwards
Ambient temperature	-30...50 °C
Ambient humidity	0...85 %rH
Cable gland	M16
Mounting	with screws, external lugs
Dimensions	105 x 110 x 46 mm

TYPE	ART NO.	
HDU	1135090	CO ₂ transmitter for cold spaces, range 0...2000 ppm
HDU-N	1135091	CO ₂ transmitter with display, range 0...2000 ppm
HDU-M	1135150	Modbus CO ₂ transmitter for cold spaces, range 0...2000 ppm
HDU-M-N	1135151	Modbus CO ₂ transmitter with display, range 0...2000 ppm
HDU 5K	1135160	CO ₂ transmitter for cold spaces, range 0...5000 ppm
HDU 10K	1135220	CO ₂ transmitter for cold spaces, range 0...10000 ppm
HDU 5K-N	1135161	CO ₂ transmitter with display, range 0...5000 ppm
HDU 5K-M	1135170	Modbus CO ₂ transmitter for cold spaces, range 0...5000 ppm
HDU 5K-M-N	1135171	Modbus CO ₂ transmitter with display, range 0...5000 ppm
HDU 10K-N	1135221	CO ₂ transmitter with display, range 0...10000 ppm
HDU 10K-M	1135290	Modbus CO ₂ transmitter for cold spaces, range 0...10000 ppm
HDU 10K-M-N	1135291	Modbus CO ₂ transmitter with display, range 0...10000 ppm

OPTIONS

HD-R	1135003	relay, 24 Vac 1 A
------	---------	-------------------

TOOLS

ML-SER	1139010	transmitter commissioning tool
--------	---------	--------------------------------

AIR QUALITY TRANSMITTERS



ILH transmitters are designed for measuring and controlling VOC (Volatile Organic Compound) level, temperature and humidity in dry room spaces. MEMS sensing technology ensures accurate and durable VOC measurement that is related to the CO₂ level.

room VOC, °C, %rH



2

Supply	24 Vac/dc, < 2 VA
Range (VOC)	450...2000 ppm (CO ₂ equivalent)
Range (temperature)	0...50 °C
Accuracy (temperature)	±0,5 °C
Output	3 x 0...10 Vdc, 2 mA, control output included
IP protection class	IP20
Material	ABS plastic
Ambient temperature	0...50 °C
Mounting	on the wall surface or on a flush mounting box (60 mm hole distance)

TYPE	ART NO.	
ILH	1135610	room transmitter, VOC and temperature measurement
ILH-N	1135611	room transmitter with display
ILH-RH	1135612	room transmitter, VOC, temperature and humidity measurement
ILH-RH-N	1135613	room transmitter with display
ILH-M	1135620	Modbus room transmitter, VOC and temperature measurement
ILH-M-N	1135621	Modbus room transmitter with display
ILH-M-RH	1135622	Modbus room transmitter, VOC, temperature and humidity measurement
ILH-M-RH-N	1135623	Modbus room transmitter with display

OPTIONS

HD-AL3	1135048	3 leds indicating different concentration levels (not available for N models)
HD-P	1135001	passive potentiometer (not available for Modbus models)
HD-PU	1135002	0...10 V potentiometer
HD-R	1135003	relay, 24 Vac 1 A

TOOLS

ML-SER	1139010	transmitter commissioning tool
--------	---------	--------------------------------

AIR QUALITY TRANSMITTERS



2

ILK transmitters are designed for measuring and controlling VOC (Volatile Organic Compound) level, temperature and humidity inside ventilation ducts. MEMS sensing technology ensures accurate and durable VOC measurement that is related to the CO₂ level.

duct VOC, °C, %rH



Supply	24 Vac/dc, < 2 VA
Range (VOC)	450...2000 ppm (CO ₂ equivalent)
Range (temperature)	0...50 °C
Accuracy (temperature)	±0,5 °C
Output	3 x 0...10 Vdc, 2 mA, control output included
IP protection class	IP54, cable downwards
Ambient temperature	0...50 °C
Ambient humidity	0...85 %rH
Cable gland	M16
Mounting	in a Ø 10 mm hole, with screws, external lugs
Dimensions	105 x 104 x 155 mm

TYPE	ART NO.	
ILK	1135630	duct transmitter
ILK-N	1135631	duct transmitter with display
ILK-RH	1135632	duct transmitter with humidity measurement
ILK-RH-N	1135633	duct transmitter with humidity measurement and display
ILK-M	1135640	Modbus duct transmitter
ILK-M-N	1135641	Modbus duct transmitter with display
ILK-M-RH	1135642	Modbus duct transmitter with humidity measurement
ILK-M-RH-N	1135643	Modbus duct transmitter with humidity measurement and display

OPTIONS

HD-R	1135003	relay, 24 Vac 1 A
------	---------	-------------------

TOOLS

ML-SER	1139010	transmitter commissioning tool
--------	---------	--------------------------------

CARBON MONOXIDE TRANSMITTERS



HML transmitters are designed for measuring carbon monoxide concentration in underground parking garages and parking halls. The measuring is based on electro-chemical cell. The transmitter measuring range is 0...100 or 0...300 ppm.

outdoor ppm CO



Supply	24 Vac/dc, < 2 VA
Range	0...100 ppm / 0...300 ppm
Time constant	1,5 min
Accuracy	± 10 ppm for < 70 ppm value; ± 15 % of value for > 70 ppm value
Output	0...10 Vdc, 1 mA / 4...20 mA, < 500 Ω
IP protection class	IP54, cable downwards
Cable gland	M16
Mounting	with screws, external lugs
Dimensions	100 x 113 x 46 mm

TYPE	ART NO.	
HML	1135520	CO transmitter
HML-N	1135521	CO transmitter with display
HMV	1135510	exchange kit for HML

LIGHT LEVEL TRANSMITTERS



LUX 24 is designed for measuring room light level.

room lx

Supply	24 Vac, < 1 VA
Range	0...2000 lx
Output	0...10 Vdc, 5 mA / 4...20 mA, 500 Ω
IP protection class	IP20
Ambient temperature	0...50 °C
Mounting	on the wall surface or on a flush mounting box (60 mm hole distance)



2

TYPE	ART NO.	
LUX 24	1133320	light level transmitter

LIGHT LEVEL TRANSMITTERS



LUX 34 is designed for measuring outdoor light level and temperature. Measured values can be used for controlling lighting and heating.

outdoor lx, °C

Supply	24 Vac/dc, < 0.1 VA
Range (temperature)	-50...50 °C
Output (illuminance)	0...10 Vdc, 1 mA
Output (temperature)	0...10 Vdc, 1 mA
IP protection class	IP54, cable downwards
Ambient temperature	-40...40 °C
Cable gland	M16
Mounting	with screws, external lugs



TYPE	ART NO.	
LUX 34	1133310	light level transmitter, selectable range 0...1000 lx or 0...10000 lx
LUX 34-100	1133311	light level transmitter, selectable range 0...100 lx or 0...500 lx

LIGHT INTENSITY TRANSMITTER



MMSP1 is designed for measuring sun light intensity.

outdoor W/m²

Supply	24 Vdc, < 0.03 W (5...30 Vdc)
Range (light intensity)	0...1500 W/m ²
Accuracy	±5 % (annual mean)
Output	0...10 Vdc / 4...20 mA, the supply voltage must be at least 12 V
Output	0...3.125 Vdc / 0...150 mVdc
IP protection class	IP65
Cable gland	M16
Dimensions	80 x 150 x 60 mm



TYPE	ART NO.	
MMSP1	1133360	sun light intensity transmitter

DIFFERENTIAL PRESSURE TRANSMITTERS FOR WATER



bar

VPEL differential pressure transmitter is designed for measuring water/glycol pressures in heating and cooling systems.

Supply	24 Vac/dc, < 1 VA
Output	0...10 Vdc, 5 mA / 4...20 mA < 500 Ω
Zeroing	manually by using the push button
Process connection	8 mm compression fittings for copper pipes
IP protection class	IP54
Ambient temperature	-20...70 °C
Cable gland	M16
Mounting	with screws, external lugs, position allowed only with process connectors downwards



2

TYPE	ART NO.	
VPEL 1.0/2.5	1134060	range selectable 0...1.0 or 0...2.5 bar
VPEL 1.0/2.5-N	1134061	with display
VPEL 4.0/6.0	1134070	range selectable 0...4.0 or 0...6.0 bar
VPEL 4.0/6.0-N	1134071	with display

PRESSURE TRANSMITTERS FOR WATER



bar

VPL pressure transmitter (3-wire) is designed for measuring fluid pressures in heating and cooling systems.

Supply	24 Vac/dc, < 1 VA
Output	0...10 Vdc, 2 mA / 4...20 mA, 800 Ω
IP protection class	IP54, cable or probe downwards
Ambient temperature	0...60 °C
Cable gland	M16



TYPE	ART NO.	
VPL 16	1134050	pressure transmitter, range selectable 0...2.5, 0...6, 0...10 or 0...16 bar
VPL 60	1134030	pressure transmitter, range selectable 0...16, 0...25, 0...40 or 0...60 bar
VPL 16-N	1134051	pressure transmitter with display
VPL 60-N	1134031	pressure transmitter with display

RAIN SENSOR



RV2-24 is a rain sensor designed for HVAC and building automation systems to detect precipitation (rain/snow).

Supply	24 Vac/dc, < 2 VA
Output	relay, max. 230 Vac, 3 A
IP protection class	IP65
Cable gland	1 X M16
Dimensions	80 x 82 x 55 mm



2

TYPE	ART NO.	
RV2-24	1136070	rain sensor

WIND SENSORS



UV7+UV7-VV ultrasonic wind transmitter is designed for measuring wind speed and direction in HVAC applications. The sensor is robust and stable.

Supply	24 Vac/dc, < 0.75 VA
Range (direction)	0...359 °
Range (speed)	0...15 m/s / 0...30 m/s
Time constant	1, 2, 4, 8, 16 s
Accuracy (direction)	±1°
Accuracy (speed)	±0.05 m/s
Output	3 x 0...10 Vdc
Output	RS232 NMEA0183®
IP protection class	IP65
Ambient temperature	-15...55 °C
Cable	25 m

m/s, °



TYPE	ART NO.	
UV7+UV7-VV	1136033	wind sensor and transmitter module
UV7	1136030	wind sensor
UV7-VV	1136032	transmitter module for wind sensor
UV7-M	1136034	wind sensor and transmitter module, temperature and atmospheric pressure measurement, Modbus

WIND SENSORS



VS 3000 wind sensor is designed for measuring wind speed and direction in HVAC applications.

m/s, °

Supply	24 Vac/dc, < 2 VA
Range (direction)	0...359 °
Range (speed)	0...35 m/s
Accuracy (direction)	±1°
Accuracy (speed)	±1 m/s
Output (direction)	0...10 Vdc
Output (speed)	0...10 Vdc
IP protection class	IP65
Ambient temperature	-35...70 °C
Cable	10 m
Mounting	< Ø 50 mm



2

TYPE	ART NO.	
VS 3000	1136040	wind speed and direction sensor
VH 1000	1136050	wind speed sensor
VR 1000	1136060	wind direction sensor

WIND SPEED DETECTOR



TUNA 20 is designed for measuring wind speed and outside air temperature.

m/s, °C

Supply	24 Vac/dc, < 1.5 VA
Range (velocity)	0...20 m/s
Range (temperature)	-50...50 °C
Output	0...10 Vdc, 2 mA / 4...20 mA, 600 Ω
IP protection class	IP54 (transmitter)
Ambient temperature	-50...50 °C
Cable gland	M16
Mounting	with screws on wall
Materials	PBT, PC, PA, painted steel



TYPE	ART NO.	
TUNA 20	1136010	wind speed detector

SMOKE DETECTORS



KRM-1 duct smoke detector is designed for smoke detection in ventilation ducts. The detector is a combination of a smoke detector and an adapter system. The adapter system has been specially designed for optimal air flow through the smoke detector.

Supply	230 Vac
Probe	160 mm
Sensor	Optical RM3.3 (ALK-E)
Output (alarm)	250 Vac / 24 Vdc, 8 A, change-over contact
Output (alarm)	250 Vac / 24 Vdc, 8 A, NC contact
Output (contamination)	250 Vac / 24 Vdc, 6 A, NC contact
IP protection class	IP54
Ambient temperature	-20...50 °C
Cable gland	M16
Materials	ABS plastic, aluminium
Dimensions	166 x 257 x 77 mm

TYPE	ART NO.	
KRM-1	1137040	duct smoke detector
KRM-RM3.3	1137016	smoke sensor (spare part)
ASR-A10	1137014	test gas
KS	1137011	mounting plate for round or insulated ducts
KS-WDG	1137013	mounting plate for round or insulated ducts (with WDG)
WDG	1137012	IP65 housing for KRM



2

SMOKE DETECTORS



KRM-2 duct smoke detector is designed for smoke detection in ventilation ducts. The detector is a combination of a smoke detector and an adapter system. The adapter system has been specially designed for optimal air flow through the smoke detector.

Supply	24 Vac/dc
Probe	160 mm
Sensor	Optical RM3.3 (ALK-E)
Output (alarm)	250 Vac / 24 Vdc, 8 A, change-over contact
Output (alarm)	250 Vac / 24 Vdc, 8 A, NC contact
Output (contamination)	250 Vac / 24 Vdc, 6 A, NC contact
IP protection class	IP54
Ambient temperature	-20...50 °C
Cable gland	M16
Materials	ABS plastic, aluminium
Dimensions	166 x 257 x 77 mm

TYPE	ART NO.	
KRM-2	1137010	duct smoke detector
KRM-2-BAC	1137030	BACnet duct smoke detector
KRM-2-MOD	1137020	Modbus duct smoke detector
KRM-RM3.3	1137016	smoke sensor (spare part)
ASR-A10	1137014	test gas
KS	1137011	mounting plate for round or insulated ducts
KS-WDG	1137013	mounting plate for round or insulated ducts (with WDG)
WDG	1137012	IP65 housing for KRM

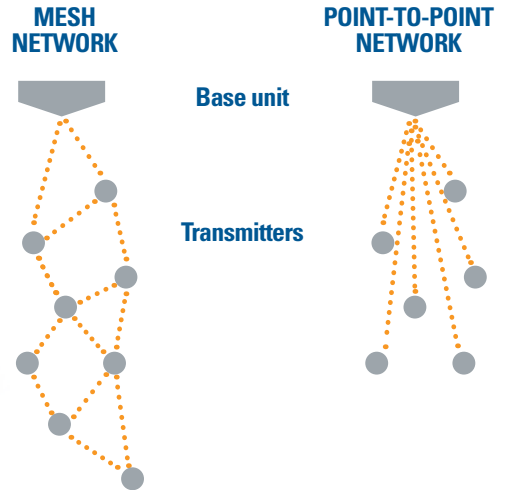


WIRELESS TRANSMITTERS

Wireless functionality is one of the fastest-growing trends in the world – and this is also the case in building automation. Produal has been a pioneer in offering wireless solutions to this market ever since 2006.

Our next-generation, fully battery-operated Produal Proxima® MESH 2.4 GHz solution offers unparalleled reliability for wireless building automation. It is based on the intelligent and self-healing MESH network, using the best available communication frequencies dynamically in the building. The patented technology minimizes the likelihood of being interfered by or interfering with other wireless systems. Produal wireless MESH allows you to share the network connection across a wider area than ever before, and dedicated wireless applications can be built and commissioned easily.

The traditional wireless platform 868 MHz offers a wide range of products for outdoor and indoor applications, including the relay unit with an IP54 housing, PIR detector and pulse counter. The platform 868 MHz is an optimal solution for smaller applications where only a few wireless transmitters are needed.



2.4 GHz Wireless MESH

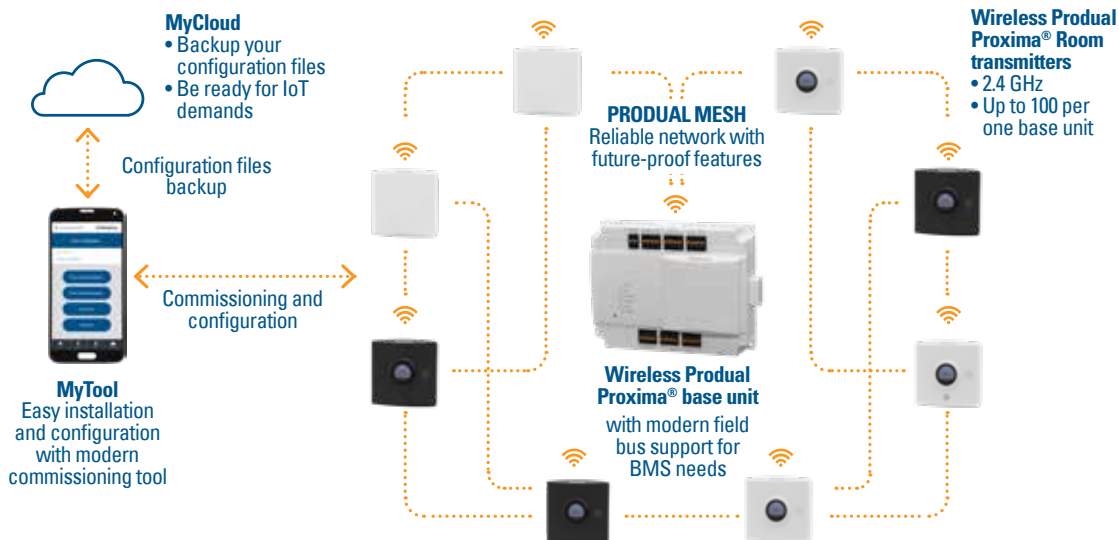


868 MHz Wireless Point-To-Point

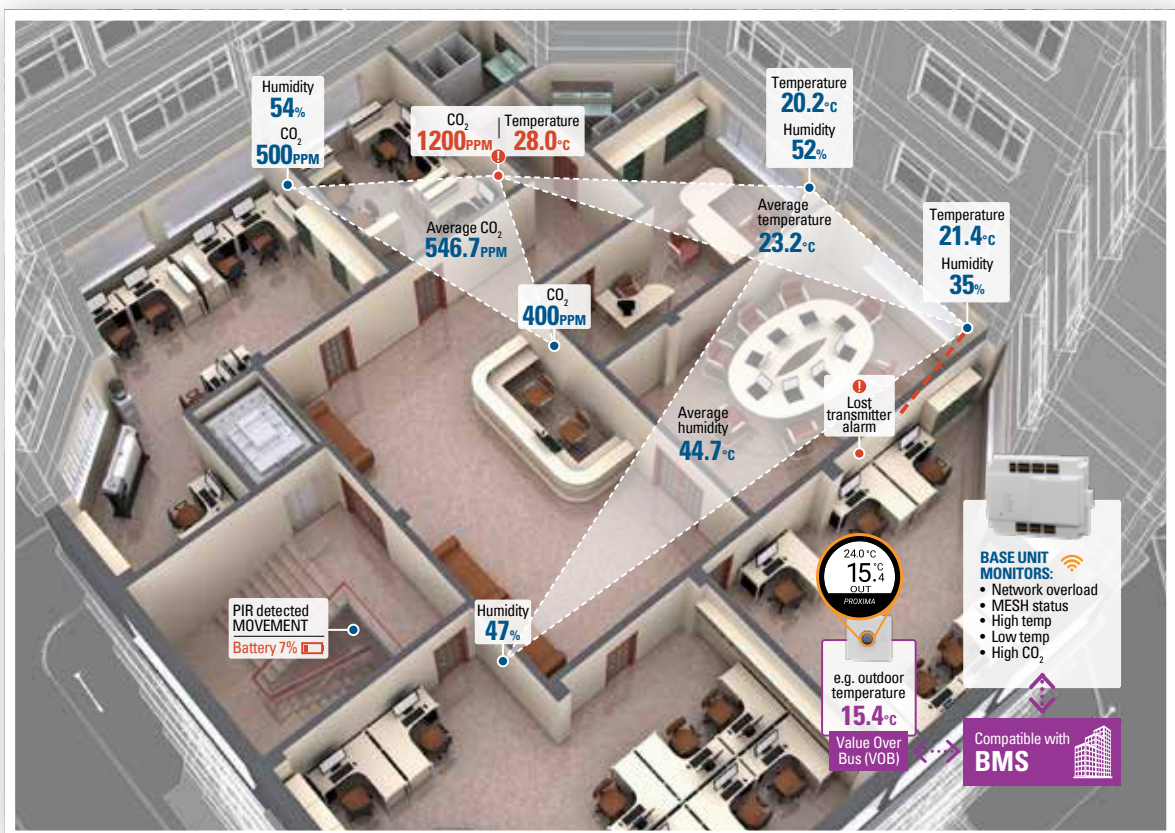


WIRELESS PRODUAL PROXIMA® MESH 2.4 GHz

Wireless Proximal Proxima® is a fully battery-operated MESH platform, featuring an impressive battery life of up to 8 years on "always-on" wireless transmitters. The network utilizes the latest wireless technology innovations, ensuring extreme reliability even in the most challenging radio environments. We offer a wide range of measurements and options, including products for converting digital contacts, NTC10 temperature measurement, and 0...10 V inputs to wireless messages. This allows for almost unlimited application possibilities from building automation to environment monitoring and IoT applications. Wireless Proximal Proxima® is designed to be future-proof, aiming to offer one of the most comprehensive and multifunctional wireless portfolios on the market.



3



Operating in the globally accepted frequency of 2.4 GHz, which is acknowledged in various environments, stunning multifunctionality offers broad possibilities and options for system integrators. MyTool App in your mobile device allows easy network commissioning, monitoring, and updating. All the network messages are encrypted at the AES-128 level.

WIRELESS PRODUCT SELECTION GUIDE

Wireless Pro dual Proxima® MESH 2,4 GHz					
Property	WTR	WTR-RH	WTR24-CO2	WTR24-CO2-RH	WTR-IM
Battery	•	•			•
24 V power supply	o	o	•	•	•
Display	o	o	o	o	
Temperature measurement	•	•	•	•	•
Humidity measurement	o	•	o	•	•
CO ₂ measurement			•	•	
Digital input					3 ¹⁾
Temperature input (NTC 10)					3 ¹⁾
0...10 V input					3 ¹⁾
Protection class	IP20	IP20	IP20	IP20	IP20

- standard
- o optional
- ¹⁾ 3 inputs total

3

WIRELESS BASE UNIT



WBU is a base station for Pro dual Proxima® MESH wireless network transmitters and input modules. The transmitter information can be read via Modbus or through the 6 analogue outputs. The base unit supports Modbus RTU and Modbus TCP.



Supply	24 Vac/dc
Frequency	2,4 GHz
Input	100 wireless transmitters
Input	6 x analogue input
Output	6 x analogue output
IP protection class	IP22
Ambient temperature	0...50 °C
Ambient humidity	0...85 %rH
Mounting	with screws on wall or on 35 mm DIN rail
Materials	PC plastic
Dimensions	186 x 136 x 55 mm

TYPE	ART NO.
WBU	54011W0000 wireless base unit

OPTIONS	
WA-AS1	5401900010 extension cable and base for WBU antenna, 3 m cable

TOOLS	
MyTool	Free Android application for configuring and commissioning of Pro dual PUMP® devices.

WIRELESS ROOM TRANSMITTERS



WTR battery operated wireless transmitters are designed for measuring indoor temperature and humidity. Transmitters are compatible with the Produl Proxima® MESH wireless network.

room °C, %rH



Supply	3,6 V lithium battery
Frequency	2,4 GHz
Range (temperature)	0...50 °C
Range (humidity)	0...100 %rH (RH models)
Accuracy (temperature)	±0,5 °C (25 °C)
Accuracy (humidity)	±3 %rH (RH models)
IP protection class	IP20
Ambient temperature	0...50 °C
Mounting	on the wall surface or on a flush mounting box (60 mm hole distance)
Materials	PC plastic
Dimensions	97 x 97 x 30 mm

TYPE	ART NO.	
WTR	54013W0000	wireless room temperature transmitter, white
WTR-D	54013W3000	wireless room temperature transmitter with display, white
WTR-D-RH	54013W3H00	wireless room temperature and humidity transmitter with display, white
WTR-RH	54013W0H00	wireless room temperature and humidity transmitter, white
WTRB	54013B0000	wireless room temperature transmitter, black
WTRB-D	54013B3000	wireless room temperature transmitter with display, black
WTRB-D-RH	54013B3H00	wireless room temperature and humidity transmitter with display, black
WTRB-RH	54013B0H00	wireless room temperature and humidity transmitter, black

TOOLS

MyTool	Free Android application for configuring and commissioning of Produl PUMP® devices.
--------	---

WIRELESS ROOM TRANSMITTERS



WTR24 wireless transmitters are designed for measuring indoor temperature and humidity. Transmitters are compatible with the Produl Proxima® MESH wireless network.

room °C, %rH



Supply	24 Vac/dc
Frequency	2,4 GHz
Range (temperature)	0...50 °C
Range (humidity)	0...100 %rH (RH models)
Accuracy (temperature)	±0,5 °C (25 °C)
Accuracy (humidity)	±3 %rH (RH models)
IP protection class	IP20
Ambient temperature	0...50 °C
Mounting	on the wall surface or on a flush mounting box (60 mm hole distance)
Materials	PC plastic
Dimensions	97 x 97 x 30 mm

3

TYPE	ART NO.	
WTR24	54014W0000	wireless room temperature transmitter, white, 24 Vac/dc supply
WTR24-D	54014W3000	wireless room temperature transmitter with display, white, 24 Vac/dc supply
WTR24-D-RH	54014W3H00	wireless room temperature and humidity transmitter with display, white, 24 Vac/dc supply
WTR24B	54014B0000	wireless room temperature transmitter, black, 24 Vac/dc supply
WTR24B-D	54014B3000	wireless room temperature transmitter with display, black, 24 Vac/dc supply
WTR24B-D-RH	54014B3H00	wireless room temperature and humidity transmitter with display, black, 24 Vac/dc supply
WTR24B-RH	54014B0H00	wireless room temperature and humidity transmitter, black, 24 Vac/dc supply
WTR24-RH	54014W0H00	wireless room temperature and humidity transmitter, white, 24 Vac/dc supply

TOOLS

MyTool	Free Android application for configuring and commissioning of Produl PUMP® devices.
--------	---

WIRELESS ROOM TRANSMITTERS



room °C, %rH, CO₂

WTR24-CO2 wireless transmitters are designed for measuring indoor temperature, CO₂ level and humidity. Transmitters are compatible with the Produal Proxima® MESH wireless network.



Supply	24 Vac/dc
Frequency	2,4 GHz
Range (temperature)	0...50 °C
Range (humidity)	0...100 %rH (RH models)
Range (CO ₂)	0...2000 ppm
Time constant	< 2 min
Accuracy (temperature)	±1 °C (25 °C)
Accuracy (humidity)	±3 %rH (RH models)
Accuracy (CO ₂)	typ. ±40 ppm ±3 % of value
IP protection class	IP20
Ambient temperature	0...50 °C
Mounting	on the wall surface or on a flush mounting box (60 mm hole distance)
Materials	PC plastic
Dimensions	97 x 97 x 30 mm

TYPE	ART NO.	
WTR24-CO2	54014W0C00	wireless room temperature and CO ₂ transmitter, white, 24 Vac/dc supply
WTR24-CO2-RH	54014W0200	wireless room temperature, CO ₂ and humidity transmitter, white, 24 Vac/dc supply
WTR24-D-CO2	54014W3C00	wireless room temperature and CO ₂ transmitter with display, white, 24 Vac/dc supply
WTR24-D-CO2-RH	54014W3200	wireless room temperature, CO ₂ and humidity transmitter with display, white, 24 Vac/dc supply
WTR24B-CO2	54014B0C00	wireless room temperature and CO ₂ transmitter, black, 24 Vac/dc supply
WTR24B-CO2-RH	54014B0200	wireless room temperature, CO ₂ and humidity transmitter with display, black, 24 Vac/dc supply
WTR24B-D-CO2	54014B3C00	wireless room temperature and CO ₂ transmitter with display, black, 24 Vac/dc supply
WTR24B-D-CO2-RH	54014B3200	wireless room temperature, CO ₂ and humidity transmitter with display, black, 24 Vac/dc supply

TOOLS

MyTool	Free Android application for configuring and commissioning of Produal PUMP® devices.
--------	--

WIRELESS INPUT MODULE



WTR-IM is a wireless input module that reads values from three inputs. The input module includes also temperature and humidity measurements. The module is compatible with the Pro dual Proxima® MESH wireless network.



Supply	3,6 V lithium battery or 10...30 Vac/dc
Frequency	2,4 GHz
Input	3 x 0...10 V or NTC 10 or digital
Range (temperature)	0...50 °C (internal measurement)
Range (humidity)	0...100 %rH (internal measurement)
Accuracy (temperature)	±0,5 °C (25 °C)
Accuracy (humidity)	±3 %rH (25 °C)
IP protection class	IP20
Ambient temperature	0...50 °C
Mounting	on the wall surface or on a flush mounting box (60 mm hole distance)
Materials	PC plastic
Dimensions	97 x 97 x 26 mm

TYPE	ART NO.
WTR-IM	54015W0000 wireless input module

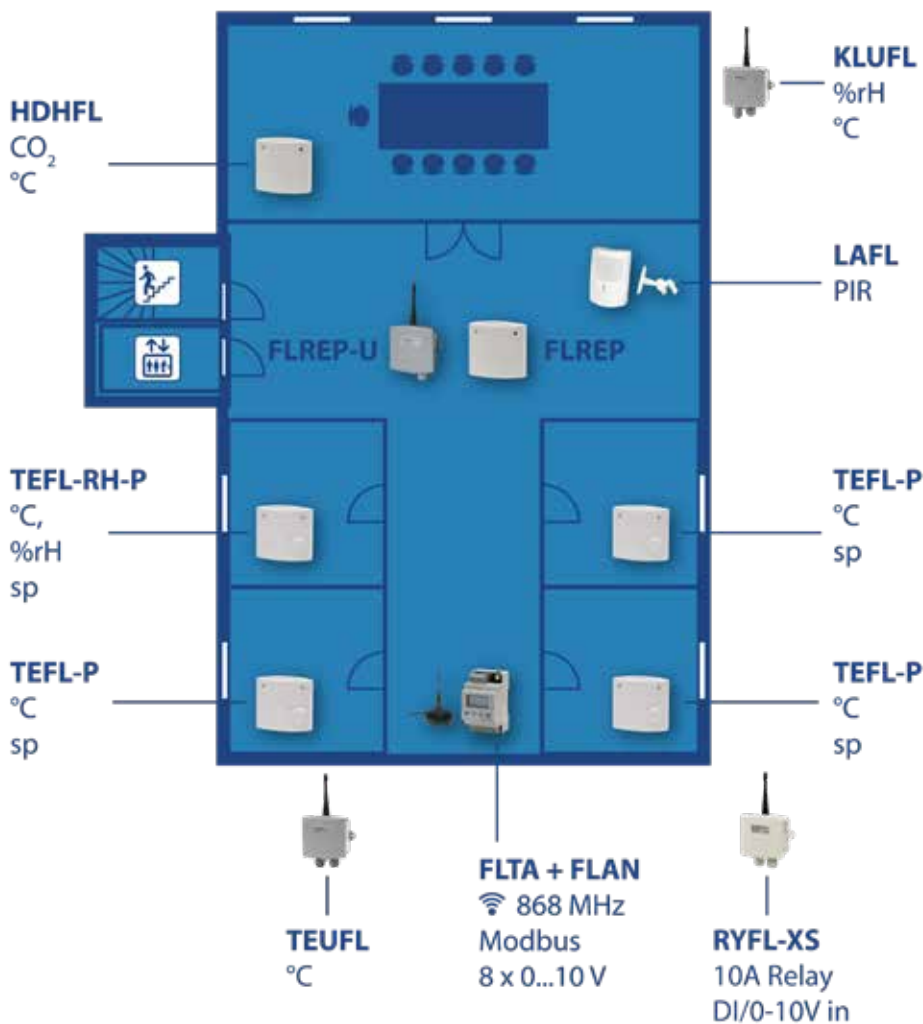
TOOLS	
MyTool	Free Android application for configuring and commissioning of Pro dual PUMP® devices.

WIRELESS PLATFORM 868 MHz

Our wireless 868 MHz transmitters have a proven and field tested coverage in various references around Europe. Effective bi-directional communication with good diagnostics through Modbus communication or analogue signal makes the network reliable and functional. The system includes transmitters for both indoor and outdoor use with repeaters, configuration tool and network functionality monitoring tool. Ideal for monitoring temperature, humidity, air quality, light level, occupancy or pulse counting.

- ▶ Thousands of installed networks world wide
- ▶ A range of up to 500m in open spaces
- ▶ 868 MHz frequency
- ▶ Modbus RTU

THOUSANDS OF INSTALLED NETWORKS WORLD WIDE



WIRELESS PRODUCT SELECTION GUIDE

3

Wireless Platform 868 Mhz									
Property	TEFL	TEUFL	TEUFL-24	TEUFL-DI	KLUFL	HDHFL	LAFL	PAFL	RYFL-XS
Battery	•	•		•	•		•	•	
24 Vac/dc power supply			•			•		•	•
Display	o					o			
Temperature measurement	•	•	•	•	•	•			
Humidity measurement	o				•	o			
CO ₂ measurement						•			
PIR							•		
Light level measurement							o		
Digital input	o			•					•
0...10 V input		•	•						•
Temperature input (Pt1000)		•	•	•					
Pulse input								•	
0...10 V output						•			
0...10 V control output						•			
Relay output									•
5-position switch	o								
Protection class	IP20	IP54	IP54	IP54	IP54	IP20	IP20	IP54	IP54

WIRELESS BASE STATION



FLTA is a base station for wireless network transmitters and I/O modules. From FLTA, the controls and measurements can be read via Modbus RTU and through the 8 analogue outputs. Respectively the control signals that come to base station via Modbus can be directed to I/O modules. FLTA base station needs a FLAN antenna.

Supply	24 Vac/dc, < 2 VA
Frequency	868.30 MHz Class 1
Range	up to 500 m in the line of sight, 20...100 m in buildings
Output	8 x 0...10 Vdc, Modbus RTU
IP protection class	IP20
Mounting	For 35 mm DIN rail



TYPE	ART NO.	
FLTA	1191030	base station for wireless sensors
FLAN	1191040	antenna
TOOLS		
FLSER	1191070	configuration tool for wireless devices

WIRELESS CONFIGURATION TOOL



FLSER is a wireless configuration tool for setting the addresses of the sensors and the wireless repeaters. The tool can also be used for testing the communication signal strength.

Supply	3,6 V lithium battery
Frequency	868.30 MHz Class 1
IP protection class	IP20
Materials	ABS plastic
Dimensions	86 x 86 x 32 mm



TYPE	ART NO.	
FLSER	1191070	configuration tool for wireless devices

WIRELESS REPEATERS



FLREP repeaters can be used to extend the range of wireless sensors in difficult environments. It is possible to use up to 8 repeaters for one FLTA base station.

Supply	24 Vac/dc, < 0.1 VA / 12 Vac/dc
Frequency	868.30 MHz Class 1
Dimensions	86 x 86 x 32 mm



TYPE	ART NO.	
FLREP	1191080	wireless repeater with internal antenna, for indoor use (IP20)
FLREP-U	1191081	wireless repeater with external antenna, for outdoor use (IP54)
M230/12-4	1184080	230 Vac/12 Vdc 4 VA power supply

TOOLS		
FLSER	1191070	configuration tool for wireless devices

WIRELESS TRANSMITTERS



TEFL wireless room temperature sensors are designed for temperature measurement of indoor spaces. The communication between the TEFL room units and the FLTA base station is two-way. Commissioning is done by using the wireless FLSER configuration tool.

room °C, %rH



Supply	3,6 V lithium battery
Frequency	868.30 MHz Class 1
Range	0...50 °C
Accuracy	±0,5 °C (25 °C)
IP protection class	IP20
Material	ABS plastic
Mounting	on the wall surface or on a flush mounting box (60 mm hole distance)
Dimensions	86 x 86 x 32 mm

TYPE	ART NO.	
TEFL	1191010	wireless room sensor
TEFL-P	1191011	wireless room sensor with set point adjustment
TEFL-RH	1191020	wireless room sensor with %rH
TEFL-RH-P	1191021	wireless room sensor with %rH and set point setting

OPTIONS

FL-DI	1191051	DI option for TEFL
FL-S5	1191050	5-position switch
FL-N	1191060	display option for TEFL

TOOLS

FLSER	1191070	configuration tool for wireless devices
-------	---------	---

3

WIRELESS TRANSMITTERS



TEUFL is a wireless sensor for measuring outdoor temperatures. Communication between the sensors and the FLTA base station is two-way. In addition to temperature information, TEUFL sensor can send also one 0...10 V signal or one contact (DI) information (TEUFL-DI). Commissioning is done by using the wireless FLSER configuration tool.

outdoors °C, 0...10 V



Supply	3,6 V lithium battery
Frequency	868.30 MHz Class 1
Input	Pt 1000
Range (temperature)	-50...150 °C
Accuracy (temperature)	±0,5 °C (25 °C)
IP protection class	IP54, cable downwards
Material	PC plastic
Ambient temperature	-40...50 °C
Cable gland	M16
Mounting	with screws, external lugs
Dimensions	105 x 194 x 46 mm

TYPE	ART NO.	
TEUFL	1191100	wireless outdoor temperature sensor, 0...10 Vdc input
TEUFL-24	1191101	wireless outdoor temperature sensor, 0...10 Vdc input, 24 Vac/dc supply
TEUFL-DI	1191102	wireless outdoor temperature sensor, contact (DI) input

TOOLS

FLSER	1191070	configuration tool for wireless devices
-------	---------	---

WIRELESS TRANSMITTERS



KLUFLL is a wireless transmitter for measuring outdoor temperatures and humidity. The communication between the sensors and the FLTA base station is two-way. Commissioning is done by using the wireless FLSER configuration tool.

outdoors °C, %rH



Supply	3,6 V lithium battery
Frequency	868.30 MHz Class 1
Range (humidity)	0...100 %rH
Range (temperature)	-50...150 °C
IP protection class	IP54, cable downwards
Material	PC plastic
Cable gland	M16
Mounting	with screws, external lugs

TYPE	ART NO.	
KLUFLL	1191110	wireless outdoor humidity and temperature transmitter

TOOLS		
FLSER	1191070	configuration tool for wireless devices

3

WIRELESS TRANSMITTERS



HDHFL transmitters are designed for measuring carbon dioxide concentration and temperature in the room spaces. HDHFL-RH transmitters have also a humidity output. Commissioning is done by using the wireless FLSER configuration tool.

room ppm CO₂, °C, %rH



Supply	24 Vac/dc, < 2 VA
Frequency	868.30 MHz Class 1
Range (CO ₂)	0...2000 ppm
Range (temperature)	0...50 °C
Time constant	< 1,5 min
Accuracy (CO ₂)	typ. ±40 ppm ±3 % of value
Accuracy (temperature)	±0,5 °C (25 °C)
Output	3 x 0...10 Vdc, 2 mA
IP protection class	IP20
Ambient temperature	0...50 °C
Mounting	on the wall surface or on a flush mounting box (60 mm hole distance)
Materials	ABS plastic
Dimensions	87 x 86 x 30 mm

TYPE	ART NO.	
HDHFL	1191150	CO ₂ and °C transmitter with wireless communication
HDHFL-N	1191151	CO ₂ and °C transmitter with wireless communication and with display
HDHFL-RH	1191160	CO ₂ , °C and %rH transmitter with wireless communication
HDHFL-RH-N	1191161	CO ₂ , °C and % rH transmitter with wireless communication and with display

TOOLS		
FLSER	1191070	configuration tool for wireless devices
ML-SER	1139010	transmitter commissioning tool

WIRELESS OCCUPANCY SENSOR



LAFL is a wireless detector for occupancy monitoring movement. The detector is passive infrared (PIR) which reacts to temperature changes. The communication between the sensors and the FLTA base station is two-way. Commissioning is done by using the wireless FLSER configuration tool. Mounting bracket and screws are included to the delivery.



Supply	3,6 V lithium battery
Frequency	868.30 MHz Class 1
Range	monitoring area 140°
IP protection class	IP40
Ambient temperature	0...50 °C

TYPE	ART NO.	
LAFL	1191120	wireless PIR detector
LAFL-LX	1191121	wireless PIR detector with illumination (0...2000 lx)

TOOLS

FLSER	1191070	configuration tool for wireless devices
-------	---------	---

3

WIRELESS PULSE COUNTER



PAFL is a wireless pulse counter. The counter can be used to measure pulses from electricity consumption meters, gas flow meters and water consumption meters. Commissioning is done by using the wireless FLSER configuration tool.



Supply	3,6 V lithium battery or 24 Vac/dc
Frequency	868.30 MHz Class 1
IP protection class	IP54, cable downwards
Material	PC plastic
Pulse frequency	max. 20 Hz
Minimum pulse duration	25 ms
Ambient temperature	-40...50 °C
Cable gland	M16
Mounting	with screws, external lugs

TYPE	ART NO.	
PAFL	1191170	wireless pulse counter

TOOLS

FLSER	1191070	configuration tool for wireless devices
-------	---------	---

WIRELESS I/O MODULE



RYFL-XS is a wireless I/O module which can be used to transfer measurements and control information. Communication between the control system and I/O module is done through FLTA base station via Modbus protocol. Two input signals can be forwarded and one relay output with changeover contacts can be controlled.

Supply	24 Vac/dc
Frequency	868.30 MHz Class 1
Input	2 x 0...10 Vdc or potential free contact
Output	230 Vac relay, 10 A res.
IP protection class	IP54
Material	PC plastic
Ambient temperature	-40...50 °C
Cable gland	2 X M16
Mounting	with screws, external lugs
Dimensions	105 x 194 x 46 mm

TYPE	ART NO.	
RYFL-XS	1191200	wireless I/O module, 24 Vac

TOOLS		
FLSER	1191070	configuration tool for wireless devices



3

TOOL FOR MONITORING WIRELESS NETWORK



FLSNIF is a tool for monitoring the functionality of the wireless network. By using this tool you may follow one by one the signals between the wireless field equipment and the base station. Monitoring is possible only for signals which are available at the very moment. A PC with installed monitoring software is needed with the tool. The software is delivered with the tool.



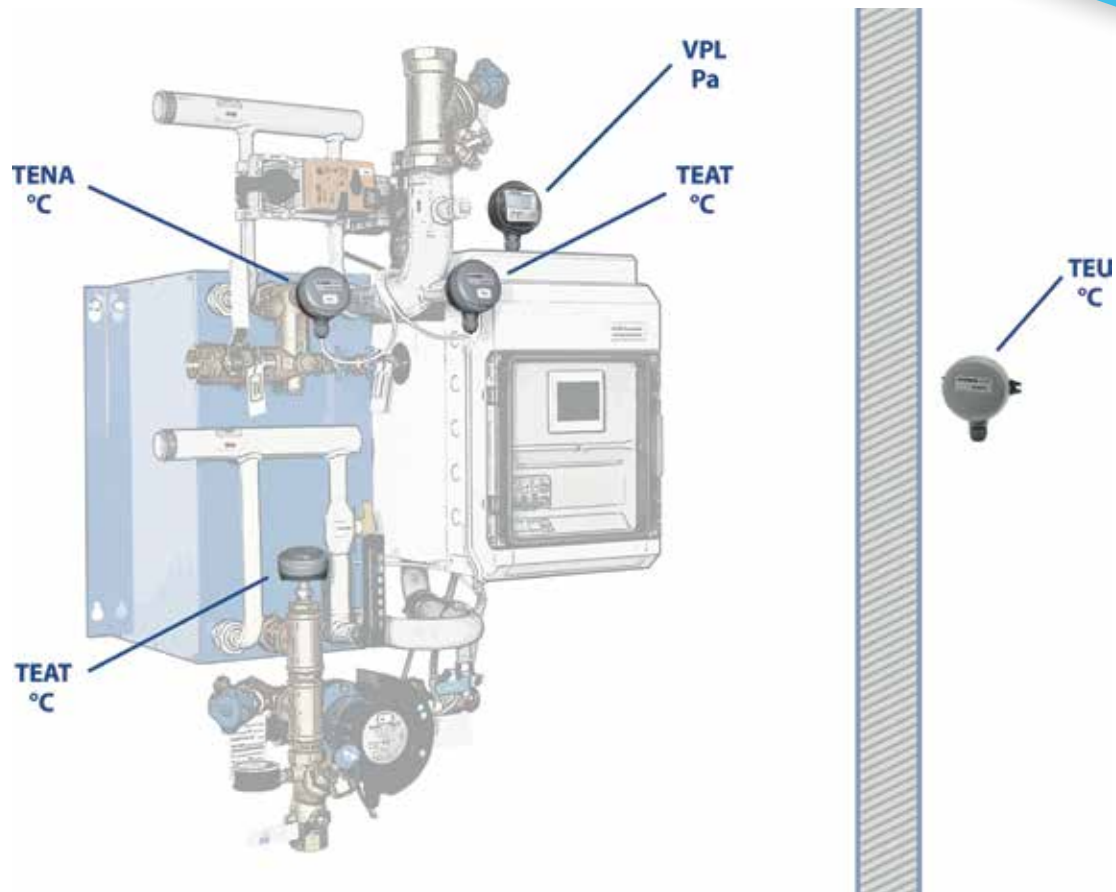
TYPE	ART NO.	
FLSNIF	1191140	tool for monitoring the wireless network

TEMPERATURE MEASUREMENT

Comprehensive range of temperature sensors for different applications in buildings' control and heating, cooling and air-conditioning systems. Thanks to the unique housing design, the sensors are easy to install, which offers major advantages during commissioning. Our sensor range covers the most commonly used passive temperature sensor elements and transmitters. Versatile installation options covering ducts, pipes, construction, ground, room and exterior.

- ▶ Wide range of HVAC temperature measurements
- ▶ Sensor element options include PT, NTC and NI series
- ▶ On transmitters 0...10 V, 4...20 mA
- ▶ Heating / cooling control
- ▶ Modbus communication with override feature

Note: The sensor and transmitter selection guide can be found on page 118.



HEATING/COOLING WATER SENSORS



TEAT temperature sensors are designed for measuring heating and cooling water temperatures in HVAC automation systems. The sensors can also be used for air temperature measurements from ventilation ducts, for example.

°C



Range	-50...120 °C
Time constant	5 s
Probe	Ø 6 x 85 mm
IP protection class	IP54, cable or probe downwards
Cable gland	M16
Mounting	water applications: with Produal pocket (R½"), air applications: with MT4270 flange
Materials	PBT, PC, PA, acid proof steel
Mounting depth	80 mm; 50, 100, 150, 200, 250, 300, 350 and 450 mm mounting depths also available. To order these sensors, add the depth to the product type (e.g. TEAT PT 100-300)

TYPE	ART NO.	
TEAT PT 100	1173070	100 Ω / 0 °C, accuracy ±0,3 °C / 0 °C, EN 60751/B
TEAT PT 1000	1174070	1000 Ω / 0 °C, accuracy ±0,3 °C / 0 °C (Honeywell, Danfoss equivalent)
TEAT NTC 1.8	117E070	1800 Ω / 25 °C, accuracy ±0,3 °C / 25 °C (TAC equivalent)
TEAT NTC 10	1175070	10 kΩ / 25 °C, accuracy ±0,2 °C / 25 °C (Trend, Distech equivalent)
TEAT NTC 10-C	117M070	10 kΩ / 25 °C, accuracy ±0,25 °C / 25 °C (Carel equivalent)
TEAT NTC 20	1176070	20 kΩ / 25 °C, accuracy ±0,2 °C / 25 °C (Honeywell equivalent)
TEAT NI 1000	117C070	1000 Ω / 0 °C, accuracy ±0,4 °C / 0 °C (Sauter equivalent)
TEAT NI 1000-LG	1178070	1000 Ω / 0 °C, accuracy ±0,5 °C / 0 °C (Siemens equivalent)
TEAT KP 10	117J070	LM235Z, 10 mV/K, 2,98 V / 25 °C

OPTIONS

MT4270	MT4270	duct flange (6 mm)
--------	--------	--------------------

POCKETS (PRESSURE RATING = PN16)

Pocket material	TEAT mounting depth								
	50	80	100	150	200	250	300	350	450
Stainless steel AISI 300	AT 50 1170011	AT 80 1170010							
Brass MS 362	ATM 50 1170031	ATM 80 1170030	ATM 100 1170037	ATM 150 1170032	ATM 200 1170033	ATM 250 1170034	ATM 300 1170038	ATM 350 1170035	ATM 450 1170036
Acid proof steel AISI 316L		ATH 80 1170020	ATH 100 1170027	ATH 150 1170022	ATH 200 1170023	ATH 250 1170024	ATH 300 1170021	ATH 350 1170025	ATH 450 1170026

HEATING/COOLING WATER TRANSMITTERS



TEAT temperature transmitters are designed for measuring and controlling the temperature of heating and cooling water. The transmitters can also be used for air temperature measurements from ventilation ducts, for example.

°C

Supply	24 Vac/dc, < 1 VA
Range	-50...50, -50...150, 0...50, 0...100 °C
Accuracy	±0,5 °C (0 °C)
Sensor	Pt1000 EN 60751/B
IP protection class	IP54, cable or probe downwards
Cable gland	M16
Mounting	water applications: with Produal pocket (R $\frac{1}{2}$ "), air applications: with MT4270 flange



TYPE	ART NO.	
TEAT-M	117Z070	Modbus transmitter/controller, supply 24 Vac/dc, output 0...10 V < 2 mA
TEAT LL	1177070	2-wire transmitter/controller, supply 22...35 Vdc, output 4...20 mA
TEAT LU	1179070	3-wire transmitter/controller, supply 24 Vac/dc, output 0...10 V < 2 mA

OPTIONS

MT4270	MT4270	duct flange (6 mm)
TE-N V2	1170250	display option for the transmitters

TOOLS

ML-SER	1139010	transmitter commissioning tool
--------	---------	--------------------------------

4

HOT DOMESTIC WATER SENSORS



TENA sensors are designed for measuring hot domestic water temperatures with fast response.

°C

Range	-50...120 °C
Time constant	2,5 s
IP protection class	IP54, cable or probe downwards
Cable gland	M16
Mounting	R $\frac{1}{2}$ "
Materials	PBT, PC, PA, stainless steel
Mounting depth	80 mm; 50 and 210 mm mounting depths also available. To order these sensors, add the depth to the product type (e.g. TENA PT 100-210).
Pressure rating	PN16



TYPE	ART NO.	
TENA PT 100	1173050	100 Ω / 0 °C, accuracy $\pm 0,3$ °C / 0 °C, EN 60751/B
TENA PT 1000	1174050	1000 Ω / 0 °C, accuracy $\pm 0,3$ °C / 0 °C (Honeywell, Danfoss equivalent)
TENA NTC 1.8	117E050	1800 Ω / 25 °C, accuracy $\pm 0,3$ °C / 25 °C (TAC equivalent)
TENA NTC 2.2	1172050	2252 Ω / 25 °C, accuracy $\pm 0,25$ °C / 25 °C (Johnson equivalent)
TENA NTC 10	1175050	10 k Ω / 25 °C, accuracy $\pm 0,2$ °C / 25 °C (Trend, Distech equivalent)
TENA NTC 10-AN	117H050	10 k Ω / 25 °C, accuracy $\pm 0,25$ °C / 25 °C (Andover equivalent)
TENA NTC 10-C	117M050	10 k Ω / 25 °C, accuracy $\pm 0,25$ °C / 25 °C (Carel equivalent)
TENA NTC 10-KB	117B050	5025 Ω / 25 °C, accuracy $\pm 0,5$ °C / 25 °C (Satchwell equivalent)
TENA NTC 20	1176050	20 k Ω / 25 °C, accuracy $\pm 0,2$ °C / 25 °C (Honeywell equivalent)
TENA NI 1000	117C050	1000 Ω / 0 °C, accuracy $\pm 0,4$ °C / 0 °C (Sauter equivalent)
TENA NI 1000-LG	1178050	1000 Ω / 0 °C, accuracy $\pm 0,5$ °C / 0 °C (Siemens equivalent)
TENA T1	117V050	2226 Ω / 0 °C, accuracy $\pm 0,4$ °C / 0 °C

HOT DOMESTIC WATER TRANSMITTERS



TENA temperature transmitters are designed for measuring and controlling hot domestic water temperature.

°C

Range	-50...50, -50...150, 0...50, 0...100 °C
Accuracy	±0,5 °C (0 °C)
Sensor	Pt1000 EN 60751/B
IP protection class	IP54, cable or probe downwards
Cable gland	M16



TYPE	ART NO.	
TENA-M	1172050	Modbus transmitter/controller, supply 24 V _{ac} /dc, output 0...10 V < 2 mA
TENA LL	1177050	2-wire transmitter/controller, supply 22...35 V _{dc} , output 4...20 mA
TENA LU	1179050	3-wire transmitter/controller, supply 24 V _{ac} /dc, output 0...10 V < 2 mA

OPTIONS

TE-N V2	1170250	display option for the transmitters
---------	---------	-------------------------------------

TOOLS

ML-SER	1139010	transmitter commissioning tool
--------	---------	--------------------------------

4

FROST GUARD SENSORS



TEKV sensors are designed for frost protection and for applications with fast response.

°C

Range	-50...120 °C
Time constant	2,5 s
IP protection class	IP54, cable or probe downwards
Cable gland	M16
Mounting	R ¼"
Materials	PBT, PC, PA, stainless steel, brass
Mounting depth	< 200 mm (also available < 400 mm)
Pressure rating	PN16



TYPE	ART NO.	
TEKV PT 100	1173120	100 Ω / 0 °C, accuracy ±0,3 °C / 0 °C, EN 60751/B
TEKV PT 1000	1174120	1000 Ω / 0 °C, accuracy ±0,3 °C / 0 °C (Honeywell, Danfoss equivalent)
TEKV NTC 1.8	117E120	1800 Ω / 25 °C, accuracy ±0,3 °C / 25 °C (TAC equivalent)
TEKV NTC 2.2	1172120	2252 Ω / 25 °C, accuracy ±0,25 °C / 25 °C (Johnson equivalent)
TEKV NTC 10	1175120	10 kΩ / 25 °C, accuracy ±0,2 °C / 25 °C (Trend, Distech equivalent)
TEKV NTC 10-AN	117H120	10 kΩ / 25 °C, accuracy ±0,25 °C / 25 °C (Andover equivalent)
TEKV NTC 10-C	117M120	10 kΩ / 25 °C, accuracy ±0,25 °C / 25 °C (Carel equivalent)
TEKV NTC 10-KB	117B120	5025 Ω / 25 °C, accuracy ±0,5 °C / 25 °C (Satchwell equivalent)
TEKV NTC 20	1176120	20 kΩ / 25 °C, accuracy ±0,2 °C / 25 °C (Honeywell equivalent)
TEKV NI 1000	117C120	1000 Ω / 0 °C, accuracy ±0,4 °C / 0 °C (Sauter equivalent)
TEKV NI 1000-LG	1178120	1000 Ω / 0 °C, accuracy ±0,5 °C / 0 °C (Siemens equivalent)

FROST GUARD TRANSMITTERS



TEKV temperature transmitters are designed for measuring and controlling air heater radiator temperature in frost protection applications.

°C

Range	-50...50, -50...150, 0...50, 0...100 °C
Accuracy	±0,5 °C (0 °C)
Sensor	Pt1000 EN 60751/B
IP protection class	IP54, cable downwards
Cable gland	M16
Mounting	R ¼"
Materials	PBT, PC, PA, stainless steel, brass
Mounting depth	< 200 mm (also available < 400 mm)
Pressure rating	PN16



TYPE	ART NO.	
TEKV-M	117Z120	Modbus transmitter/controller, supply 24 Vac/dc, output 0...10 V < 2 mA
TEKV LL	1177120	2-wire transmitter/controller, supply 22...35 Vdc, output 4...20 mA
TEKV LU	1179120	3-wire transmitter/controller, supply 24 Vac/dc, output 0...10 V < 2 mA

OPTIONS

TE-N V2	1170250	display option for the transmitters
---------	---------	-------------------------------------

TOOLS

ML-SER	1139010	transmitter commissioning tool
--------	---------	--------------------------------

4

FROST GUARD SENSORS



TEV sensors are designed for frost protection and for applications with fast response.

°C

Range	-50...120 °C
Time constant	2,5 s
Cable	2 m LIYY 2 x 0,14
Mounting	R ¼"
Materials	acid proof steel, brass
Mounting depth	< 200 mm (also available < 400 mm)
Pressure rating	PN16



TYPE	ART NO.	
TEV PT 100	1173020	100 Ω / 0 °C, accuracy ±0,3 °C / 0 °C, EN 60751/B
TEV PT 1000	1174020	1000 Ω / 0 °C, accuracy ±0,3 °C / 0 °C (Honeywell, Danfoss equivalent)
TEV NTC 1.8	117E020	1800 Ω / 25 °C, accuracy ±0,3 °C / 25 °C (TAC equivalent)
TEV NTC 2.2	1172020	2252 Ω / 25 °C, accuracy ±0,25 °C / 25 °C (Johnson equivalent)
TEV NTC 10	1175020	10 kΩ / 25 °C, accuracy ±0,2 °C / 25 °C (Trend, Distech equivalent)
TEV NTC 10-AN	117H020	10 kΩ / 25 °C, accuracy ±0,25 °C / 25 °C (Andover equivalent)
TEV NTC 10-C	117M020	10 kΩ / 25 °C, accuracy ±0,25 °C / 25 °C (Carel equivalent)
TEV NTC 10-KB	117B020	5025 Ω / 25 °C, accuracy ±0,5 °C / 25 °C (Satchwell equivalent)
TEV NTC 20	1176020	20 kΩ / 25 °C, accuracy ±0,2 °C / 25 °C (Honeywell equivalent)
TEV NI 1000	117C020	1000 Ω / 0 °C, accuracy ±0,4 °C / 0 °C (Sauter equivalent)
TEV NI 1000-LG	1178020	1000 Ω / 0 °C, accuracy ±0,5 °C / 0 °C (Siemens equivalent)

FROST GUARD TRANSMITTERS



TEV temperature transmitters are designed for measuring and controlling air heater radiator temperature in frost protection applications. The transmitters are suitable also for domestic water applications due the short time constant.

°C



Range	-50...50, -50...150, 0...50, 0...100 °C
Accuracy	±0,5 °C (0 °C)
Sensor	Pt1000 EN 60751/B
IP protection class	IP54, cable downwards
Cable	2 m, LIYY 2 x 0.14
Cable gland	M16
Mounting	probe: R ¼"; housing: with screws
Materials	acid proof steel, brass, PC plastic
Mounting depth	< 200 mm (also available < 400 mm)
Pressure rating	PN16

TYPE	ART NO.	
TEV LL	1177020	2-wire transmitter/controller, supply 22...35 Vdc, output 4...20 mA
TEV LU	1179020	3-wire transmitter/controller, supply 24 Vac/dc, output 0...10 V < 2 mA

OPTIONS

TEU-N V2	1170270	display option for the transmitters
----------	---------	-------------------------------------

TOOLS

ML-SER	1139010	transmitter commissioning tool
--------	---------	--------------------------------

4

STRAP-ON SENSORS



TEP sensors are designed for pipe strap-on installations in heating and cooling applications.

°C



Range	-50...120 °C
Time constant	approx. 5 s
IP protection class	IP54, cable or probe downwards
Cable gland	M16
Mounting	by a band on the pipe (diam. 40...90 mm)
Materials	PBT, PC, PA, zink casting

TYPE	ART NO.	
TEP PT 100	1173080	100 Ω / 0 °C, accuracy ±0,3 °C / 0 °C, EN 60751/B
TEP PT 1000	1174080	1000 Ω / 0 °C, accuracy ±0,3 °C / 0 °C (Honeywell, Danfoss equivalent)
TEP NTC 1.8	117E080	1800 Ω / 25 °C, accuracy ±0,3 °C / 25 °C (TAC equivalent)
TEP NTC 2.2	1172080	2252 Ω / 25 °C, accuracy ±0,25 °C / 25 °C (Johnson equivalent)
TEP NTC 10	1175080	10 kΩ / 25 °C, accuracy ±0,2 °C / 25 °C (Trend, Distech equivalent)
TEP NTC 10-AN	117H080	10 kΩ / 25 °C, accuracy ±0,25 °C / 25 °C (Andover equivalent)
TEP NTC 10-C	117M080	10 kΩ / 25 °C, accuracy ±0,25 °C / 25 °C (Carel equivalent)
TEP NTC 10-KB	117B080	5025 Ω / 25 °C, accuracy ±0,5 °C / 25 °C (Satchwell equivalent)
TEP NTC 20	1176080	20 kΩ / 25 °C, accuracy ±0,2 °C / 25 °C (Honeywell equivalent)
TEP NI 1000	117C080	1000 Ω / 0 °C, accuracy ±0,4 °C / 0 °C (Sauter equivalent)
TEP NI 1000-LG	1178080	1000 Ω / 0 °C, accuracy ±0,5 °C / 0 °C (Siemens equivalent)
TEP KP 10	117J080	LM235Z, 10 mV/K, 2,98 V / 25 °C
TEP T1	117V080	2226 Ω / 0 °C, accuracy ±0,4 °C / 0 °C

STRAP-ON TRANSMITTERS



TEP temperature transmitters are designed for pipe strap-on installations. Transmitters can be used for measuring and controlling temperature in heating and cooling applications.

°C

Range	-50...50, -50...150, 0...50, 0...100 °C
Accuracy	±0,5 °C (0 °C)
Sensor	Pt1000 EN 60751/B
IP protection class	IP54, cable or probe downwards
Cable gland	M16
Mounting	by a band on the pipe (diam. 40...90 mm)
Materials	PBT, PC, PA, zinc casting



TYPE	ART NO.	
TEP-M	117Z080	Modbus transmitter/controller, supply 24 Vac/dc, output 0...10 V < 2 mA
TEP LL	1177080	2-wire transmitter/controller, supply 22...35 Vdc, output 4...20 mA
TEP LU	1179080	3-wire transmitter/controller, supply 24 Vac/dc, output 0...10 V < 2 mA

OPTIONS

TE-N V2	1170250	display option for the transmitters
---------	---------	-------------------------------------

TOOLS

ML-SER	1139010	transmitter commissioning tool
--------	---------	--------------------------------

4

STRAP-ON SENSORS



TEPK sensors are designed for pipe strap-on installations in heating and cooling applications.

°C

Range	-20...80 °C
Cable	2 m (LIYY 2 x 0,14), PVC
Mounting	by a plastic band on the pipe (Ø10...100 mm)
Materials	probe: zinc casting



TYPE	ART NO.	
TEPK PT 100	1173240	100 Ω / 0 °C, accuracy ±0,3 °C / 0 °C, EN 60751/B
TEPK PT 1000	1174240	1000 Ω / 0 °C, accuracy ±0,3 °C / 0 °C (Honeywell, Danfoss equivalent)
TEPK NTC 1.8	117E240	1800 Ω / 25 °C, accuracy ±0,3 °C / 25 °C (TAC equivalent)
TEPK NTC 2.2	1172240	2252 Ω / 25 °C, accuracy ±0,25 °C / 25 °C (Johnson equivalent)
TEPK NTC 10	1175240	10 kΩ / 25 °C, accuracy ±0,2 °C / 25 °C (Trend, Distech equivalent)
TEPK NTC 10-AN	117H240	10 kΩ / 25 °C, accuracy ±0,25 °C / 25 °C (Andover equivalent)
TEPK NTC 10-C	117M240	10 kΩ / 25 °C, accuracy ±0,25 °C / 25 °C (Carel equivalent)
TEPK NTC 10-KB	117B240	5025 kΩ / 25 °C, accuracy ±0,5 °C / 25 °C (Satchwell equivalent)
TEPK NTC 20	1176240	20 kΩ / 25 °C, accuracy ±0,2 °C / 25 °C (Honeywell equivalent)
TEPK NI 1000	117C240	1000 Ω / 0 °C, accuracy ±0,4 °C / 0 °C (Sauter equivalent)
TEPK NI 1000-LG	1178240	1000 Ω / 0 °C, accuracy ±0,5 °C / 0 °C (Siemens equivalent)
TEPK T1	117V240	2226 Ω / 0 °C, accuracy ±0,4 °C / 0 °C

STRAP-ON TRANSMITTERS



TEPK temperature transmitters are designed for pipe strap-on installations. Transmitters can be used for measuring and controlling temperature in heating and cooling applications.

°C

Range	-50...50, -50...150, 0...50, 0...100 °C
Accuracy	±0,5 °C (0 °C)
Sensor	Pt1000 EN 60751/B
IP protection class	IP54, cable downwards
Cable	2 m, LIYY 2 x 0.14
Cable gland	M16
Mounting	probe: by a plastic band on the pipe (Ø10...100 mm), housing: by screws
Materials	PBT, PC, PA, zink casting



TYPE	ART NO.	
TEPK LL	1177240	2-wire transmitter/controller, supply 22...35 Vdc, output 4...20 mA
TEPK LU	1179240	3-wire transmitter/controller, supply 24 Vac/dc, output 0...10 V < 2 mA

OPTIONS

TEU-N V2	1170270	display option for the transmitters
----------	---------	-------------------------------------

TOOLS

ML-SER	1139010	transmitter commissioning tool
--------	---------	--------------------------------

4

DUCT SENSORS



TEKHA sensors are designed for measuring temperatures inside small ventilation ducts.

°C

Range	-50...70 °C
Probe	Ø6 mm x 100 mm, acid proof steel
Cable	2 m (LIYY 2 x 0,14), PVC, other lengths also available
Mounting	with flange, adjustable < 90 mm



TYPE	ART NO.	
TEKHA PT 100	1173290	100 Ω / 0 °C, accuracy ±0,3 °C / 0 °C, EN 60751/B
TEKHA PT 1000	1174290	1000 Ω / 0 °C, accuracy ±0,3 °C / 0 °C (Honeywell, Danfoss equivalent)
TEKHA NTC 1.8	117E290	1800 Ω / 25 °C, accuracy ±0,3 °C / 25 °C (TAC equivalent)
TEKHA NTC 2.2	1172290	2252 Ω / 25 °C, accuracy ±0,25 °C / 25 °C (Johnson equivalent)
TEKHA NTC 10	1175290	10 kΩ / 25 °C, accuracy ±0,2 °C / 25 °C (Trend, Distech equivalent)
TEKHA NTC 10-AN	117H290	10 kΩ / 25 °C, accuracy ±0,25 °C / 25 °C (Andover equivalent)
TEKHA NTC 10-C	117M290	10 kΩ / 25 °C, accuracy ±0,25 °C / 25 °C (Carel equivalent)
TEKHA NTC 20	1176290	20 kΩ / 25 °C, accuracy ±0,2 °C / 25 °C (Honeywell equivalent)
TEKHA NI 1000	117C290	1000 Ω / 0 °C, accuracy ±0,4 °C / 0 °C (Sauter equivalent)
TEKHA NI 1000-LG	1178290	1000 Ω / 0 °C, accuracy ±0,5 °C / 0 °C (Siemens equivalent)
TEKHA KP 10	117J290	LM235Z, 10 mV/K, 2,98 V / 25 °C

DUCT SENSORS



TEK sensors are designed for measuring temperatures inside ventilation ducts.

°C

Range	-50...70 °C
IP protection class	IP54, cable or probe downwards
Cable gland	M16
Mounting	with flange
Materials	PBT, PC, PA, stainless steel
Mounting depth	adjustable < 200 mm, other mounting depths also available



TYPE	ART NO.	
TEK PT 100	1173040	100 Ω / 0 °C, accuracy ±0,3 °C / 0 °C, EN 60751/B
TEK PT 1000	1174040	1000 Ω / 0 °C, accuracy ±0,3 °C / 0 °C (Honeywell, Danfoss equivalent)
TEK NTC 1.8	117E040	1800 Ω / 25 °C, accuracy ±0,3 °C / 25 °C (TAC equivalent)
TEK NTC 2.2	1172040	2252 Ω / 25 °C, accuracy ±0,25 °C / 25 °C (Johnson equivalent)
TEK NTC 10	1175040	10 kΩ / 25 °C, accuracy ±0,2 °C / 25 °C (Trend, Distech equivalent)
TEK NTC 10-AN	117H040	10 kΩ / 25 °C, accuracy ±0,25 °C / 25 °C (Andover equivalent)
TEK NTC 10-C	117M040	10 kΩ / 25 °C, accuracy ±0,25 °C / 25 °C (Carel equivalent)
TEK NTC 10-KB	117B040	5025 Ω / 25 °C, accuracy ±0,5 °C / 25 °C (Satchwell equivalent)
TEK NTC 20	1176040	20 kΩ / 25 °C, accuracy ±0,2 °C / 25 °C (Honeywell equivalent)
TEK NI 1000	117C040	1000 Ω / 0 °C, accuracy ±0,4 °C / 0 °C (Sauter equivalent)
TEK NI 1000-LG	1178040	1000 Ω / 0 °C, accuracy ±0,5 °C / 0 °C (Siemens equivalent)
TEK KP 10	117J040	LM235Z, 10 mV/K, 2,98 V / 25 °C
TEK T1	117V040	2226 Ω / 0 °C, accuracy ±0,4 °C / 0 °C

4

DUCT TRANSMITTERS



TEK temperature transmitters are designed for automatic ventilating systems to measure and control duct temperatures.

°C

Range	-50...50, -50...150, 0...50, 0...100 °C
Accuracy	±0,5 °C (0 °C)
Sensor	Pt1000 EN 60751/B
IP protection class	IP54, cable or probe downwards
Cable gland	M16
Mounting	with flange
Materials	PBT, PC, PA, stainless steel
Mounting depth	adjustable < 200 mm, other mounting depths also available



TYPE	ART NO.	
TEK-M	117Z040	Modbus transmitter/controller, supply 24 Vac/dc, output 0...10 V < 2 mA
TEK LL	1177040	2-wire transmitter/controller, supply 22...35 Vdc, output 4...20 mA
TEK LU	1179040	3-wire transmitter/controller, supply 24 Vac/dc, output 0...10 V < 2 mA

OPTIONS

TE-N V2	1170250	display option for the transmitters
---------	---------	-------------------------------------

TOOLS

ML-SER	1139010	transmitter commissioning tool
--------	---------	--------------------------------

DUCT SENSORS



TEKA sensors are designed for measuring temperatures inside large ducts. Sensor's mechanical construction ensures accurate average temperature measurement.

Range	-50...70 °C
IP protection class	IP54, cable or probe downwards
Length	3 m
Cable gland	M16
Mounting	with flange and springs
Materials	PBT, PC, PA, stainless steel



TYPE	ART NO.	
TEKA PT 100	1173130	100 Ω / 0 °C, accuracy ±0,3 °C / 0 °C, EN 60751/B
TEKA PT 1000	1174130	1000 Ω / 0 °C, accuracy ±0,3 °C / 0 °C (Honeywell, Danfoss equivalent)
TEKA NTC 1.8	117E130	1800 Ω / 25 °C, accuracy ±0,3 °C / 25 °C (TAC equivalent)
TEKA NTC 2.2	1172130	2252 Ω / 25 °C, accuracy ±0,25 °C / 25 °C (Johnson equivalent)
TEKA NTC 10	1175130	10 kΩ / 25 °C, accuracy ±0,2 °C / 25 °C (Trend, Distech equivalent)
TEKA NTC 10-AN	117H130	10 kΩ / 25 °C, accuracy ±0,25 °C / 25 °C (Andover equivalent)
TEKA NTC 10-C	117M130	10 kΩ / 25 °C, accuracy ±0,25 °C / 25 °C (Carel equivalent)
TEKA NTC 10-KB	117B130	5025 Ω / 25 °C, accuracy ±0,5 °C / 25 °C (Satchwell equivalent)
TEKA NTC 20	1176130	20 kΩ / 25 °C, accuracy ±0,2 °C / 25 °C (Honeywell equivalent)
TEKA NI 1000	117C130	1000 Ω / 0 °C, accuracy ±0,4 °C / 0 °C (Sauter equivalent)
TEKA NI 1000-LG	1178130	1000 Ω / 0 °C, accuracy ±0,5 °C / 0 °C (Siemens equivalent)

DUCT TRANSMITTERS



TEKA averaging temperature transmitters are designed for measuring and controlling large air duct temperatures. Transmitter's mechanical construction ensures accurate average temperature measurement.

Range	-50...50, -50...150, 0...50, 0...100 °C
Accuracy	±0,5 °C (0 °C)
Sensor	Pt1000 EN 60751/B
IP protection class	IP54, cable or probe downwards
Length	3 m
Cable gland	M16
Mounting	with flange and springs
Materials	PBT, PC, PA, stainless steel



TYPE	ART NO.	
TEKA-M	117Z130	Modbus transmitter/controller, supply 24 Vac/dc, output 0...10 V < 2 mA
TEKA LL	1177130	2-wire transmitter/controller, supply 22...35 Vdc, output 4...20 mA
TEKA LU	1179130	3-wire transmitter/controller, supply 24 Vac/dc, output 0...10 V < 2 mA

OPTIONS

TE-N V2	1170250	display option for the transmitters
---------	---------	-------------------------------------

TOOLS

ML-SER	1139010	transmitter commissioning tool
--------	---------	--------------------------------

DUCT SENSORS



TEKA-500 sensors are designed for measuring temperatures inside ventilation ducts. Sensor measures the average temperature with 4 sensor elements.

°C

Range	-50...70 °C
IP protection class	IP54, cable or probe downwards
Length	500 mm
Cable gland	M16
Mounting	with flange
Materials	PBT, PC, PA, stainless steel



TYPE	ART NO.	
TEKA PT 100-500	1173170	100 Ω / 0 °C, accuracy ±0,3 °C / 0 °C, EN 60751/B
TEKA PT 1000-500	1174170	1000 Ω / 0 °C, accuracy ±0,3 °C / 0 °C (Honeywell, Danfoss equivalent)
TEKA NTC 1.8-500	117E170	1800 Ω / 25 °C, accuracy ±0,3 °C / 25 °C (TAC equivalent)
TEKA NTC 2.2-500	1172170	2252 Ω / 25 °C, accuracy ±0,25 °C / 25 °C (Johnson equivalent)
TEKA NTC 10-500	1175170	10 kΩ / 25 °C, accuracy ±0,2 °C / 25 °C (Trend, Distech equivalent)
TEKA NTC 10-AN-500	117H170	10 kΩ / 25 °C, accuracy ±0,25 °C / 25 °C (Andover equivalent)
TEKA NTC 10-C-500	117M170	10 kΩ / 25 °C, accuracy ±0,25 °C / 25 °C (Carel equivalent)
TEKA NTC 10-KB-500	117B170	5025 Ω / 25 °C, accuracy ±0,5 °C / 25 °C (Satchwell equivalent)
TEKA NTC 20-500	1176170	20 kΩ / 25 °C, accuracy ±0,2 °C / 25 °C (Honeywell equivalent)
TEKA NI 1000-500	117C170	1000 Ω / 0 °C, accuracy ±0,4 °C / 0 °C (Sauter equivalent)
TEKA NI 1000-LG-500	1178170	1000 Ω / 0 °C, accuracy ±0,5 °C / 0 °C (Siemens equivalent)

4

DUCT TRANSMITTERS



TEKA-500 transmitters are designed for measuring and controlling temperatures inside ventilation ducts. The transmitter measures the average temperature with 4 sensor elements.

°C

Range	-50...50, -50...150, 0...50, 0...100 °C
Accuracy	±0,5 °C (0 °C)
Sensor	Pt1000 EN 60751/B
IP protection class	IP54, cable or probe downwards
Length	500 mm
Cable gland	M16
Mounting	with flange
Materials	PBT, PC, PA, stainless steel



TYPE	ART NO.	
TEKA-M-500	117Z170	Modbus transmitter/controller, supply 24 Vac/dc, output 0...10 V < 2 mA
TEKA LL-500	1177170	2-wire transmitter/controller, supply 22...35 Vdc, output 4...20 mA
TEKA LU-500	1179170	3-wire transmitter/controller, supply 24 Vac/dc, output 0...10 V < 2 mA

OPTIONS

TE-N V2	1170250	display option for the transmitters
---------	---------	-------------------------------------

TOOLS

ML-SER	1139010	transmitter commissioning tool
--------	---------	--------------------------------

COMBUSTION GAS SENSORS



TESK sensors are designed for measuring combustion gas temperatures.

°C

Range	0...400 °C
IP protection class	IP54, cable or probe downwards
Cable gland	PG16
Mounting	R ½" or with flange on order
Materials	Silumin cast
Pressure rating	PN16



TYPE ART NO.

TESK PT 100	1173160	100 Ω / 0 °C, accuracy ±0,3 °C / 0 °C, EN 60751/B
TESK PT 1000	1174160	1000 Ω / 0 °C, accuracy ±0,3 °C / 0 °C (Honeywell, Danfoss equivalent)

OPTIONS

MT4357	MT4357	duct flange, brass, 10 mm
--------	--------	---------------------------

COMBUSTION GAS TRANSMITTERS



TESK temperature transmitters are designed for temperature measurement in combustion gas from boilers and boiler plants.

°C

Range	0...400 °C
Accuracy	±0,5 °C
IP protection class	IP54, cable or probe downwards
Cable gland	PG16
Mounting	R ½" or with flange on order
Materials	silumin cast
Pressure rating	PN16



TYPE ART NO.

TESK LL 0/400	1177160	2-wire transmitter/controller, supply 22...35 Vdc, output 4...20 mA
TESK LU 0/400	1179160	3-wire transmitter/controller, supply 24 Vac/dc, output 0...10 V < 2 mA

OPTIONS

MT4357	MT4357	duct flange, brass, 10 mm
--------	--------	---------------------------

CABLE TEMPERATURE SENSORS



TEKY4 temperature sensors are designed for measuring temperatures in automatic HVAC systems. The rolled stainless steel sleeve provides good protection against water and dust.

Range	-30...80 °C
Sensor	Ø 4 mm x 30 mm, stainless steel
IP protection class	IP67
Cable	Ø 3,2 mm x 2,3 m, PVC, other lengths also available

°C



TYPE	ART NO.	
TEKY4 PT 100	1173330	100 Ω / 0 °C, accuracy ±0,3 °C / 0 °C, EN 60751/B
TEKY4 PT 1000	1174330	1000 Ω / 0 °C, accuracy ±0,3 °C / 0 °C (Honeywell, Danfoss equivalent)
TEKY4 NTC 1.8	117E330	1800 Ω / 25 °C, accuracy ±0,3 °C / 25 °C (TAC equivalent)
TEKY4 NTC 2.2	1172330	2252 Ω / 25 °C, accuracy ±0,25 °C / 25 °C (Johnson equivalent)
TEKY4 NTC 10	1175330	10 kΩ / 25 °C, accuracy ±0,2 °C / 25 °C (Trend, Distech equivalent)
TEKY4 NTC 10-AN	117H330	10 kΩ / 25 °C, accuracy ±0,25 °C / 25 °C (Andover equivalent)
TEKY4 NTC 10-C	117M330	10 kΩ / 25 °C, accuracy ±0,25 °C / 25 °C (Carel equivalent)
TEKY4 NTC 10-KB	117B330	5025 Ω / 25 °C, accuracy ±0,5 °C / 25 °C (Satchwell equivalent)
TEKY4 NTC 20	1176330	20 kΩ / 25 °C, accuracy ±0,2 °C / 25 °C (Honeywell equivalent)
TEKY4 NI 1000	117C330	1000 Ω / 0 °C, accuracy ±0,4 °C / 0 °C (Sauter equivalent)
TEKY4 NI 1000-LG	1178330	1000 Ω / 0 °C, accuracy ±0,5 °C / 0 °C (Siemens equivalent)
TEKY4 T1	117V330	2226 Ω / 0 °C, accuracy ±0,4 °C / 0 °C

4

CABLE TEMPERATURE TRANSMITTERS



TEKY4 temperature transmitters are designed for measuring and controlling temperatures in automatic HVAC systems. The rolled stainless steel sleeve provides good protection against water and dust for the sensor.

Supply	24 Vac/dc, < 1 VA
Range	-50...50, -50...150, 0...50, 0...100 °C
Accuracy	±0,5 °C (0 °C)
Sensor	Pt1000 EN 60751/B
IP protection class	IP54, cable downwards
Cable	Ø 3,2 mm x 2,3 m, PVC, other lengths also available
Cable gland	M16

°C



TYPE	ART NO.	
TEKY4-M	117Z330	Modbus transmitter/controller, supply 24 Vac/dc, output 0...10 V < 2 mA
TEKY4 LL	1177330	2-wire transmitter/controller, supply 22...35 Vdc, output 4...20 mA
TEKY4 LU	1179330	3-wire transmitter/controller, supply 24 Vac/dc, output 0...10 V < 2 mA

OPTIONS

TEU-N V2	1170270	display option for the transmitters
----------	---------	-------------------------------------

TOOLS

ML-SER	1139010	transmitter commissioning tool
--------	---------	--------------------------------

CABLE TEMPERATURE SENSORS



TEKY6S temperature sensors are designed for measuring temperatures in automatic HVAC systems. The rolled stainless steel sleeve provides good protection against water and dust.

Range	-50...150 °C
Sensor	Ø 6 mm x 45 mm, stainless steel
IP protection class	IP67
Cable	Ø 5 mm x 2,3 m, silicone, other lengths also available

°C



TYPE	ART NO.	
TEKY6S PT 100	1173340	100 Ω / 0 °C, accuracy ±0,3 °C / 0 °C, EN 60751/B
TEKY6S PT 1000	1174340	1000 Ω / 0 °C, accuracy ±0,3 °C / 0 °C (Honeywell, Danfoss equivalent)
TEKY6S NTC 1.8	117E340	1800 Ω / 25 °C, accuracy ±0,3 °C / 25 °C (TAC equivalent)
TEKY6S NTC 2.2	1172340	2252 Ω / 25 °C, accuracy ±0,25 °C / 25 °C (Johnson equivalent)
TEKY6S NTC 10	1175340	10 kΩ / 25 °C, accuracy ±0,2 °C / 25 °C (Trend, Distech equivalent)
TEKY6S NTC 10-AN	117H340	10 kΩ / 25 °C, accuracy ±0,25 °C / 25 °C (Andover equivalent)
TEKY6S NTC 10-C	117M340	10 kΩ / 25 °C, accuracy ±0,25 °C / 25 °C (Carel equivalent)
TEKY6S NTC 10-KB	117B340	5025 Ω / 25 °C, accuracy ±0,5 °C / 25 °C (Satchwell equivalent)
TEKY6S NTC 20	1176340	20 kΩ / 25 °C, accuracy ±0,2 °C / 25 °C (Honeywell equivalent)
TEKY6S NI 1000	117C340	1000 Ω / 0 °C, accuracy ±0,4 °C / 0 °C (Sauter equivalent)
TEKY6S NI 1000-LG	1178340	1000 Ω / 0 °C, accuracy ±0,5 °C / 0 °C (Siemens equivalent)

4

CABLE TEMPERATURE TRANSMITTERS



TEKY6S temperature transmitters are designed for measuring and controlling temperatures in automatic HVAC systems. The rolled stainless steel sleeve provides good protection against water and dust for the sensor.

Supply	24 Vac/dc, < 1 V
Range	-50...50, -50...150, 0...50, 0...100 °C
Accuracy	±0,5 °C (0 °C)
Sensor	Pt1000 EN 60751/B
IP protection class	IP54, cable downwards
Cable	Ø 5 mm x 2,3 m, silicone, other lengths also available
Cable gland	M16

°C



TYPE	ART NO.	
TEKY6S-M	117Z340	Modbus transmitter/controller, supply 24 Vac/dc, output 0...10 V < 2 mA
TEKY6S LL	1177340	2-wire transmitter/controller, supply 22...35 Vdc, output 4...20 mA
TEKY6S LU	1179340	3-wire transmitter/controller, supply 24 Vac/dc, output 0...10 V < 2 mA

OPTIONS

TEU-N V2	1170270	display option for the transmitters
----------	---------	-------------------------------------

TOOLS

ML-SER	1139010	transmitter commissioning tool
--------	---------	--------------------------------

CABLE TEMPERATURE SENSORS



TEKY6 temperature sensors are designed for measuring temperatures in automatic HVAC systems. The rolled stainless steel sleeve provides good protection against water and dust.

°C



Range	-30...80 °C
Sensor	Ø 6 mm x 45 mm, stainless steel
IP protection class	IP67
Cable	Ø 5 mm x 2,3 m, PVC, other lengths also available

TYPE	ART NO.	
TEKY6 PT 100	1173320	100 Ω / 0 °C, accuracy ±0,3 °C / 0 °C, EN 60751/B
TEKY6 PT 1000	1174320	1000 Ω / 0 °C, accuracy ±0,3 °C / 0 °C (Honeywell, Danfoss equivalent)
TEKY6 NTC 1.8	117E320	1800 Ω / 25 °C, accuracy ±0,3 °C / 25 °C (TAC equivalent)
TEKY6 NTC 2.2	1172320	2252 Ω / 25 °C, accuracy ±0,25 °C / 25 °C (Johnson equivalent)
TEKY6 NTC 10	1175320	10 kΩ / 25 °C, accuracy ±0,2 °C / 25 °C (Trend, Distech equivalent)
TEKY6 NTC 10-AN	117H320	10 kΩ / 25 °C, accuracy ±0,25 °C / 25 °C (Andover equivalent)
TEKY6 NTC 10-C	117M320	10 kΩ / 25 °C, accuracy ±0,25 °C / 25 °C (Carel equivalent)
TEKY6 NTC 10-KB	117B320	5025 Ω / 25 °C, accuracy ±0,5 °C / 25 °C (Satchwell equivalent)
TEKY6 NTC 20	1176320	20 kΩ / 25 °C, accuracy ±0,2 °C / 25 °C (Honeywell equivalent)
TEKY6 NI 1000	117C320	1000 Ω / 0 °C, accuracy ±0,4 °C / 0 °C (Sauter equivalent)
TEKY6 NI 1000-LG	1178320	1000 Ω / 0 °C, accuracy ±0,5 °C / 0 °C (Siemens equivalent)
TEKY6 KP 10	117J320	LM335Z, 2,98 V / 25 °C, 10 mV/K, accuracy ±0,5 °C / 25 °C

4

CABLE TEMPERATURE TRANSMITTERS



TEKY6 temperature transmitters are designed for measuring and controlling temperatures in automatic HVAC systems. The rolled stainless steel sleeve provides good protection against water and dust for the sensor.

°C



Supply	24 Vac/dc, < 1 V
Range	-50...50, -50...150, 0...50, 0...100 °C
Accuracy	±0,5 °C (0 °C)
Sensor	Pt1000 EN 60751/B
IP protection class	IP54, cable downwards
Cable	Ø 5 mm x 2,3 m, PVC, other lengths also available
Cable gland	M16

TYPE	ART NO.	
TEKY6-M	117Z320	Modbus transmitter/controller, supply 24 Vac/dc, output 0...10 V < 2 mA
TEKY6 LL	1177320	2-wire transmitter/controller, supply 22...35 Vdc, output 4...20 mA
TEKY6 LU	1179320	3-wire transmitter/controller, supply 24 Vac/dc, output 0...10 V < 2 mA

OPTIONS

TEU-N V2	1170270	display option for the transmitters
----------	---------	-------------------------------------

TOOLS

ML-SER	1139010	transmitter commissioning tool
--------	---------	--------------------------------

CABLE TEMPERATURE SENSORS, FLOOR



TEL sensors are designed for measuring floor temperatures. The sensor is installed in the cable duct inside the floor construction.

°C

Range	-30...80 °C
Sensor	Ø 7 mm
IP protection class	IP54
Cable	3 m (LIYY 2 x 0,5), PVC, other lengths also available



TYPE	ART NO.	
TEL PT 100	1173280	100 Ω / 0 °C, accuracy ±0,3 °C / 0 °C, EN 60751/B
TEL PT 1000	1174280	1000 Ω / 0 °C, accuracy ±0,3 °C / 0 °C (Honeywell, Danfoss equivalent)
TEL NTC 1.8	117E280	1800 Ω / 25 °C, accuracy ±0,3 °C / 25 °C (TAC equivalent)
TEL NTC 2.2	1172280	2252 Ω / 25 °C, accuracy ±0,25 °C / 25 °C (Johnson equivalent)
TEL NTC 10-5M	1175281	10 kΩ / 25 °C, accuracy ±0,2 °C / 25 °C (Trend equivalent)
TEL NTC 10-AN	117H280	10 kΩ / 25 °C, accuracy ±0,25 °C / 25 °C (Andover equivalent)
TEL NTC 10-C	117M280	10 kΩ / 25 °C, accuracy ±0,25 °C / 25 °C (Carel equivalent)
TEL NTC 20-5M	1176281	20 kΩ / 25 °C, accuracy ±0,2 °C / 25 °C (Honeywell equivalent)
TEL NI 1000	117C280	1000 Ω / 0 °C, accuracy ±0,4 °C / 0 °C (Sauter equivalent)
TEL NI 1000-LG	1178280	1000 Ω / 0 °C, accuracy ±0,5 °C / 0 °C (Siemens equivalent)

CABLE TEMPERATURE SENSORS, FLOOR



TEL 5M sensors are designed for measuring floor temperatures. The sensor is installed in the cable duct inside the floor construction.

°C

Range	-50...105 °C
Sensor	Ø 5 mm x 20 mm
IP protection class	IP68
Length	5 m
Cable	Ø 3 mm x 5 m, 2 x AWG24 (rigid, double insulation)



TYPE	ART NO.	
TEL NTC 10-5M	1175281	10 kΩ / 25 °C, accuracy ±0,2 °C / 25 °C (Trend equivalent)
TEL NTC 20-5M	1176281	20 kΩ / 25 °C, accuracy ±0,2 °C / 25 °C (Honeywell equivalent)

CABLE TEMPERATURE SENSORS, SOIL INSTALLATION



TEM sensors are designed for measuring temperatures in road ramps and street constructions. The sensor must be protected against mechanical stress.

°C

Range	-30...80 °C
Sensor	Ø 9 mm
IP protection class	IP54
Cable	5 m (PUR 2 x 0,75), other lengths also available



TYPE	ART NO.	
TEM PT 100	1173310	100 Ω / 0 °C, accuracy ±0,3 °C / 0 °C, EN 60751/B
TEM PT 1000	1174310	1000 Ω / 0 °C, accuracy ±0,3 °C / 0 °C (Honeywell, Danfoss equivalent)
TEM NTC 1.8	117E310	1800 Ω / 25 °C, accuracy ±0,3 °C / 25 °C (TAC equivalent)
TEM NTC 2.2	1172310	2252 Ω / 25 °C, accuracy ±0,25 °C / 25 °C (Johnson equivalent)
TEM NTC 10	1175310	10 kΩ / 25 °C, accuracy ±0,2 °C / 25 °C (Trend, Distech equivalent)
TEM NTC 10-AN	117H310	10 kΩ / 25 °C, accuracy ±0,25 °C / 25 °C (Andover equivalent)
TEM NTC 10-C	117M310	10 kΩ / 25 °C, accuracy ±0,25 °C / 25 °C (Carel equivalent)
TEM NTC 20	1176310	20 kΩ / 25 °C, accuracy ±0,2 °C / 25 °C (Honeywell equivalent)
TEM NI 1000	117C310	1000 Ω / 0 °C, accuracy ±0,4 °C / 0 °C (Sauter equivalent)
TEM NI 1000-LG	1178310	1000 Ω / 0 °C, accuracy ±0,5 °C / 0 °C (Siemens equivalent)

4

CABLE TEMPERATURE SENSORS



TE cable temperature sensors are designed for measuring temperatures in automatic HVAC systems. The sensor can be used in dry, non-condensing surroundings.

°C

Range	-30...80 °C
Ambient humidity	0...85 %rH
Cable	Ø2,8 mm x 2.3 m, PVC



TYPE	ART NO.	
TE PT 100	1173000	100 Ω / 0 °C, accuracy ±0,3 °C / 0 °C, EN 60751/B
TE PT 1000	1174000	1000 Ω / 0 °C, accuracy ±0,3 °C / 0 °C (Honeywell, Danfoss equivalent)
TE NTC 10	1175000	10 kΩ / 25 °C, accuracy ±0,2 °C / 25 °C (Trend, Distech equivalent)
TE NTC 20	1176000	20 kΩ / 25 °C, accuracy ±0,2 °C / 25 °C (Honeywell equivalent)

ROOM TEMPERATURE SENSORS



TEHR sensors are designed for measuring room temperatures.

°C

Range	0...50 °C
IP protection class	IP20
Material	ABS plastic
Mounting	on the wall surface or on a flush mounting box (60 mm hole distance)
Dimensions	86 x 86 x 32 mm



TYPE	ART NO.	
TEHR PT 100	1173190	100 Ω / 0 °C, accuracy ±0,3 °C / 0 °C, EN 60751/B
TEHR PT 1000	1174190	1000 Ω / 0 °C, accuracy ±0,3 °C / 0 °C (Honeywell, Danfoss equivalent)
TEHR NTC 1.8	117E190	1800 Ω / 25 °C, accuracy ±0,3 °C / 25 °C (TAC equivalent)
TEHR NTC 2.2	1172190	2252 Ω / 25 °C, accuracy ±0,25 °C / 25 °C (Johnson equivalent)
TEHR NTC 10	1175190	10 kΩ / 25 °C, accuracy ±0,2 °C / 25 °C (Trend, Distech equivalent)
TEHR NTC 10-AN	117H190	10 kΩ / 25 °C, accuracy ±0,25 °C / 25 °C (Andover equivalent)
TEHR NTC 10-C	117M190	10 kΩ / 25 °C, accuracy ±0,25 °C / 25 °C (Carel equivalent)
TEHR NTC 10-KB	117B190	5025 Ω / 25 °C, accuracy ±0,5 °C / 25 °C (Satchwell equivalent)
TEHR NTC 20	1176190	20 kΩ / 25 °C, accuracy ±0,2 °C / 25 °C (Honeywell equivalent)
TEHR NI 1000	117C190	1000 Ω / 0 °C, accuracy ±0,4 °C / 0 °C (Sauter equivalent)
TEHR NI 1000-LG	1178190	1000 Ω / 0 °C, accuracy ±0,5 °C / 0 °C (Siemens equivalent)
TEHR KP 10	117J190	LM235Z, 10 mV/K, 2,98 V / 25 °C
TEHR T1	117V190	2226 Ω / 0 °C, accuracy ±0,4 °C / 0 °C

OPTIONS

TEHR-K5	1170240	5-position rotary switch (1, 2, 3, 0, A) 24 Vac/dc
TEHR-L	1170100	LED 24 V
TEHR-S	1170080	push button (no / nc) 24 Vac/dc
TEHR-N	1170140	digital display, input 0...10 V = 0...50 °C

ROOM TEMPERATURE SENSORS



TEHR-P sensors are designed for measuring room temperatures and adjusting the temperature set point. The potentiometer value and the fitting resistor values can be defined in the order.

°C + set point adjustment



Range	0...50 °C
IP protection class	IP20
Material	ABS plastic
Mounting	on the wall surface or on a flush mounting box (60 mm hole distance)
Dimensions	86 x 86 x 32 mm

TYPE	ART NO.	
TEHR PT 100-P	1173230	100 Ω / 0 °C, accuracy ±0,3 °C / 0 °C, EN 60751/B
TEHR PT 1000-P	1174230	1000 Ω / 0 °C, accuracy ±0,3 °C / 0 °C (Honeywell, Danfoss equivalent)
TEHR NTC 1.8-P	117E230	1800 Ω / 25 °C, accuracy ±0,3 °C / 25 °C (TAC equivalent)
TEHR NTC 2.2-P	1172230	2252 Ω / 25 °C, accuracy ±0,25 °C / 25 °C (Johnson equivalent)
TEHR NTC 10-AN-P	117H230	10 kΩ / 25 °C, accuracy ±0,25 °C / 25 °C (Andover equivalent)
TEHR NTC 10-C-P	117M230	10 kΩ / 25 °C, accuracy ±0,25 °C / 25 °C (Carel equivalent)
TEHR NTC 10-P	1175230	10 kΩ / 25 °C, accuracy ±0,2 °C / 25 °C (Trend, Distech equivalent)
TEHR NTC 10-PU	1175350	10 kΩ / 25 °C, accuracy ±0,2 °C / 25 °C, 0...10 V potentiometer
TEHR NTC 20-P	1176230	20 kΩ / 25 °C, accuracy ±0,2 °C / 25 °C (Honeywell equivalent)
TEHR NI 1000-LG-P	1178230	1000 Ω / 0 °C, accuracy ±0,5 °C / 0 °C (Siemens equivalent)
TEHR NI 1000-P	117C230	1000 Ω / 0 °C, accuracy ±0,4 °C / 0 °C (Sauter equivalent)
TEHR KP 10-P	117J230	LM235Z, 10 mV/K, 2,98 V / 25 °C

OPTIONS

TEHR-K5	1170240	5-position rotary switch (1, 2, 3, 0, A) 24 Vac/dc
TEHR-L	1170100	LED 24 V
TEHR-S	1170080	push button (no / nc) 24 Vac/dc
TEHR-N	1170140	digital display, input 0...10 V = 0...50 °C

ROOM TEMPERATURE TRANSMITTERS



TEHR LL (2-wire, 4...20 mA) and TEHR LU (3-wire, 0...10 V) are temperature transmitters for dry room spaces. The output range is selectable. TEHR-M output is available via Modbus and as a 0...10 V signal.

°C



Supply	24 Vdc
Range	-50...50, -50...150, 0...50, 0...100 °C
Accuracy	±0,5 °C at 25 °C
Sensor	Pt1000 EN 60751/B
IP protection class	IP20
Material	ABS plastic
Ambient temperature	0...50 °C
Mounting	on the wall surface or on a flush mounting box (60 mm hole distance)
Dimensions	86 x 86 x 32 mm

TYPE	ART NO.	
TEHR LL	1177190	2-wire transmitter/controller, supply 22...35 Vdc, output 4...20 mA
TEHR LL-N	1177191	2-wire transmitter/controller with display, supply 22...35 Vdc, output 4...20 mA
TEHR LU	1179190	3-wire transmitter/controller, supply 24 Vac/dc, output 0...10 V < 2 mA
TEHR LU-PU	1179350	3-wire transmitter/controller, supply 24 Vac/dc, output 0...10 V < 2 mA, 0...10 V potentiometer
TEHR LU-PU-N	1179351	3-wire transmitter/controller with display, supply 24 Vac/dc, output 0...10 V < 2 mA, 0...10 V potentiometer
TEHR LU-N	1179191	3-wire transmitter/controller with display, supply 24 Vac/dc, output 0...10 V < 2 mA
TEHR-M	117Z190	Modbus transmitter/controller, supply 24 Vac/dc, output 0...10 V < 2 mA
TEHR-M-PU	117Z350	Modbus transmitter/controller, supply 24 Vac/dc, output 0...10 V < 2 mA, 0...10 V potentiometer
TEHR-M-PU-N	117Z351	Modbus transmitter/controller with display, supply 24 Vac/dc, output 0...10 V < 2 mA, 0...10 V potentiometer
TEHR-M-N	117Z191	Modbus transmitter/controller with display, supply 24 Vac/dc, output 0...10 V < 2 mA

OPTIONS

TEHR-K5	1170240	5-position rotary switch (1, 2, 3, 0, A) 24 Vac/dc
TEHR-K5R	1170241	5-position rotary switch with resistance output
TEHR-P	1170120	passive potentiometer (not available for M models)

TOOLS

ML-SER	1139010	transmitter commissioning tool
--------	---------	--------------------------------

ROOM TEMPERATURE SENSORS



TEHU sensors are designed for measuring room temperatures.
Flush mounting.

°C

Range	0...50 °C
IP protection class	IP20
Material	ABS plastic
Mounting	on a flush mounting box (60 mm hole distance)



TYPE	ART NO.	
TEHU PT 100	1173150	100 Ω / 0 °C, accuracy ±0,3 °C / 0 °C EN 60751/B
TEHU PT 1000	1174150	1000 Ω / 0 °C, accuracy ±0,3 °C / 0 °C (Honeywell, Danfoss equivalent)
TEHU NTC 1.8	117E150	1800 Ω / 25 °C, accuracy ±0,3 °C / 25 °C (TAC equivalent)
TEHU NTC 2.2	1172150	2252 Ω / 25 °C, accuracy ±0,25 °C / 25 °C (Johnson equivalent)
TEHU NTC 10	1175150	10 kΩ / 25 °C, accuracy ±0,2 °C / 25 °C (Trend, Distech equivalent)
TEHU NTC 10-AN	117H150	10 kΩ / 25 °C, accuracy ±0,25 °C / 25 °C (Andover equivalent)
TEHU NTC 10-C	117M150	10 kΩ / 25 °C, accuracy ±0,25 °C / 25 °C (Carel equivalent)
TEHU NTC 10-KB	117B150	5025 Ω / 25 °C, accuracy ±0,5 °C / 25 °C (Satchwell equivalent)
TEHU NTC 20	1176150	20 kΩ / 25 °C, accuracy ±0,2 °C / 25 °C (Honeywell equivalent)
TEHU NI 1000	117C150	1000 Ω / 0 °C, accuracy ±0,4 °C / 0 °C (Sauter equivalent)
TEHU NI 1000-LG	1178150	1000 Ω / 0 °C, accuracy ±0,5 °C / 0 °C (Siemens equivalent)
TEHU KP 10	117J150	LM235Z, 10 mV/K, 2,98 V / 25 °C

4

OUTDOOR TEMPERATURE SENSORS



TEU sensors are designed for measuring outdoor temperatures.

°C

Range	-50...50 °C
IP protection class	IP54, cable downwards
Cable gland	M16
Mounting	with screws on wall, external lugs
Materials	PBT, PC, PA



TYPE	ART NO.	
TEU PT 100	1173090	100 Ω / 0 °C, accuracy ±0,3 °C / 0 °C, EN 60751/B
TEU PT 1000	1174090	1000 Ω / 0 °C, accuracy ±0,3 °C / 0 °C (Honeywell, Danfoss equivalent)
TEU NTC 1.8	117E090	1800 Ω / 25 °C, accuracy ±0,3 °C / 25 °C (TAC equivalent)
TEU NTC 2.2	1172090	2252 Ω / 25 °C, accuracy ±0,25 °C / 25 °C (Johnson equivalent)
TEU NTC 10	1175090	10 kΩ / 25 °C, accuracy ±0,2 °C / 25 °C (Trend, Distech equivalent)
TEU NTC 10-AN	117H090	10 kΩ / 25 °C, accuracy ±0,25 °C / 25 °C (Andover equivalent)
TEU NTC 10-C	117M090	10 kΩ / 25 °C, accuracy ±0,25 °C / 25 °C (Carel equivalent)
TEU NTC 10-KB	117B090	5025 Ω / 25 °C, accuracy ±0,5 °C / 25 °C (Satchwell equivalent)
TEU NTC 20	1176090	20 kΩ / 25 °C, accuracy ±0,2 °C / 25 °C (Honeywell equivalent)
TEU NI 1000	117C090	1000 Ω / 0 °C, accuracy ±0,4 °C / 0 °C (Sauter equivalent)
TEU NI 1000-LG	1178090	1000 Ω / 0 °C, accuracy ±0,5 °C / 0 °C (Siemens equivalent)
TEU KP 10	117J090	LM235Z, 10 mV/K, 2,98 V / 25 °C
TEU T1	117V090	2226 Ω / 0 °C, accuracy ±0,4 °C / 0 °C

OUTDOOR TEMPERATURE TRANSMITTERS



TEU transmitters are designed for measuring outdoor temperatures.

°C

Range	-50...50, -50...150, 0...50, 0...100 °C
Accuracy	±0,5 °C (0 °C)
Sensor	Pt1000 EN 60751/B
IP protection class	IP54, cable downwards
Ambient temperature	-30...60 °C
Cable gland	M16
Mounting	with screws on wall, external lugs
Materials	PBT, PC, PA
Dimensions	115 x 115 x 45 mm



TYPE	ART NO.	
TEU LL	1177090	2-wire transmitter, supply 22...35 Vdc, output 4...20 mA, accuracy ±0,5 °C
TEU LU	1179090	3-wire transmitter/controller, supply 24 Vac/dc, output 0...10 V < 2 mA
TEU-M	1172090	Modbus transmitter/controller, supply 24 Vac/dc, output 0...10 V < 2 mA

OPTIONS

TEU-N V2	1170270	display option for the transmitters
----------	---------	-------------------------------------

TOOLS

ML-SER	1139010	transmitter commissioning tool
--------	---------	--------------------------------

4

INDUSTRIAL TEMPERATURE SENSORS



TES sensors are designed for measuring temperatures in dusty, hot and wet (industrial) spaces.

IP67, °C

Range	-50...120 °C
IP protection class	IP67
Material	Silumin cast
Cable gland	PG11
Mounting	with screws on wall
Dimensions	98 x 90 x 36 mm



TYPE	ART NO.	
TES PT 100	1173100	100 Ω / 0 °C, accuracy ±0,3 °C / 0 °C, EN 60751/B
TES PT 1000	1174100	1000 Ω / 0 °C, accuracy ±0,3 °C / 0 °C (Honeywell, Danfoss equivalent)
TES NTC 1.8	117E100	1800 Ω / 25 °C, accuracy ±0,3 °C / 25 °C (TAC equivalent)
TES NTC 2.2	1172100	2252 Ω / 25 °C, accuracy ±0,25 °C / 25 °C (Johnson equivalent)
TES NTC 10	1175100	10 kΩ / 25 °C, accuracy ±0,2 °C / 25 °C (Trend, Distech equivalent)
TES NTC 10-AN	117H100	10 kΩ / 25 °C, accuracy ±0,25 °C / 25 °C (Andover equivalent)
TES NTC 10-C	117M100	10 kΩ / 25 °C, accuracy ±0,25 °C / 25 °C (Carel equivalent)
TES NTC 10-KB	117B100	5025 Ω / 25 °C, accuracy ±0,5 °C / 25 °C (Satchwell equivalent)
TES NTC 20	1176100	20 kΩ / 25 °C, accuracy ±0,2 °C / 25 °C (Honeywell equivalent)
TES NI 1000	117C100	1000 Ω / 0 °C, accuracy ±0,4 °C / 0 °C (Sauter equivalent)
TES NI 1000-LG	1178100	1000 Ω / 0 °C, accuracy ±0,5 °C / 0 °C (Siemens equivalent)
TES KP 10	117J100	LM235Z, 10 mV/K, 2,98 V / 25 °C

TEMPERATURE TRANSMITTERS



LLK V2 and LUK V2 are transmitters for temperature measuring. LLK V2 is a 2-wire transmitter converting the sensor resistance to the 4...20 mA signal. LUK V2 is a 3-wire transmitter converting the sensor signal to the 0...10 V signal. The transmitter needs a separate Pt1000 sensor.



Range	-50...50, -50...150, 0...50, 0...100 °C
Accuracy	±0,5 °C (0 °C)
Sensor	PT 1000 EN60751/B (not included)
IP protection class	IP54, cable downwards
Ambient temperature	-30...60 °C
Cable gland	2 X M16
Dimensions	106 x 102 x 46 mm



TYPE	ART NO.	
LLK V2	1182230	2-wire transmitter/controller, supply 22...35 Vdc, output 4...20 mA
LLK-N V2	1182231	2-wire transmitter/controller with display, supply 22...35 Vdc, output 4...20 mA
LUK-N V2	1182241	3-wire transmitter/controller with display, supply 24 Vac/dc, output 0...10 V < 2 mA
LUK V2	1182240	3-wire transmitter/controller, supply 24 Vac/dc, output 0...10 V < 2 mA

TOOLS

ML-SER	1139010	transmitter commissioning tool
--------	---------	--------------------------------

4

TEMPERATURE SENSOR SIMULATOR



TESIM sensor simulators are designed for simulating temperature sensor when testing a control system.

Range	5 selectable temperature values (-50, -20, 0, 20, 50 °C)
Accuracy (PT 1000)	±0,15 °C at 0 °C
Accuracy (NTC 10)	±0,25 °C at 25 °C
IP protection class	IP54
Cable	0,9 m, banana jacks



TYPE	ART NO.	
TESIM PT 1000	1170220	Pt1000 simulator
TESIM NTC 10	1170230	NTC 10 simulator

SPECIAL MEASUREMENT AND DETECTION

The special measurement and detection products cover protective thermostats for heating coils' freezing protection, safety components for water leakage monitoring, thermometers, differential pressure switches, filter guards and occupancy sensors. With these components, you can complete your installation to secure air conditioning heaters, avoid water leakage damage, save energy with occupancy sensors and schedule the replacement of filters.

- ▶ Protection units
- ▶ Adjustable limits
- ▶ Mechanical measurements



FROST PROTECTION THERMOSTATS



Frost protection thermostats are protective devices for preventing heating coils from freezing in the air handling units.

DIN housing

Supply	24 Vac/dc, < 2 VA
Input	0...10 Vdc, 10 mA
Range	0...100 °C
Output (control)	230 Vac, 8 A, res.
Output (alarm)	60 Vdc, 1 A
Output (actuator)	0...10 Vdc, 10 mA
IP protection class	IP20
Mounting	For 35 mm DIN rail



TYPE	ART NO.	
JVA 24	1110110	forecasting, regulating; selectable sensor type (Pt1000, Ni1000-LG, PTC 1000/2000)
JVS 24	1110120	adjustable forecasting, regulating; selectable sensor type (Pt1000, Ni1000-LG, PTC 1000/2000)

FROST PROTECTION THERMOSTATS



Frost protection thermostats are protective devices for preventing heating coils from freezing in the air handling units.

11-pole relay housing

Supply	24 Vac, < 2 VA
Input	0(2)...10 V, 10 mA
Range	0...100 °C
Output (control)	50 Vac, 6 A, res.
Output (alarm)	24 Vdc, 1 A
Output (actuator)	0...10 Vdc, 10 mA
IP protection class	IP20
Mounting	11-pole relay housing



TYPE	ART NO.	
EJV 24-PT	1110080	for Pt1000 sensor (1000 Ω / 0 °C), AR 1 relay included
JV 24-PT	1110090	for Pt1000 sensor (1000 Ω / 0 °C), contact output 50 Vac 6 A res.

THERMOSTATS



TF capillary thermostats are protective devices for preventing heating coils from freezing in the air handling units.

Range	-10...10 °C
Accuracy	±1 °C
Output	24...250 Vac, 15 A
IP protection class	IP65
Ambient temperature	...55 °C
Ambient humidity	10...90 %rH
Dimensions	65 x 140 x 62 mm



TYPE	ART NO.	
TF 18	1240230	thermostat, capillary element length 1.8 m, automatic reset
TF 18R	1240231	thermostat, capillary element length 1.8 m, manual reset
TF 30	1240220	thermostat, capillary element length 3 m, automatic reset
TF 30R	1240221	thermostat, capillary element length 3 m, manual reset
TF 60	1240210	thermostat, capillary element length 6 m, automatic reset
TF 60R	1240211	thermostat, capillary element length 6 m, manual reset
DBZ-05	1240200	capillary element mounting bracket

CONDENSATION SWITCH



Condensation switch KA 10 is designed for detecting water condensation in cooling systems, for example in cooling beams. With the condensation switch it is possible to control the cooling water supply when the water starts to condensate on the pipe. The KA 10-EXT model has an external condensation sensor.

0...10 V output, relay output



Supply	24 Vac/dc, < 1 VA
Output	0...10 Vdc, condensation information
Output	24 Vac/dc, 1 A, relay output
IP protection class	IP54, cable downwards
Ambient temperature	0...50 °C
Cable gland	M16
Mounting	with two cable ties on the side or under the pipe (Ø10...100 mm)

TYPE	ART NO.	
KA 10	1187030	condensation switch
KA 10-EXT	1187031	condensation switch with external sensor, cable length 2 m

CONDENSATION SENSOR



KEK 1 condensation sensor is designed for detecting water condensation in cooling systems, for example in cooling beams.

Nominal resistance	approx. 100 kΩ at condensation point
Mounting	with two cable ties on the side or under the pipe (Ø10...100 mm)



5

TYPE	ART NO.	
KEK 1	1187040	condensation sensor, 2 m cable
KEK 1-10m	1187043	condensation sensor, 10 m cable
KEK 1-1m	1187044	condensation sensor, 1 m cable
KEK 1-3m	1187041	condensation sensor, 3 m cable
KEK 1-5m	1187042	condensation sensor, 5 m cable

WATER LEAKAGE RELAY



VVK 2 monitors the status of the water leakage sensors connected to the relay. When the sensor becomes wet the resistance decreases and the alarm relay will be activated. Also the sensor circuit is monitored (alarms if $R > 330 \text{ k}\Omega$).

Supply	24 Vac/dc, < 2 VA
Set point	< 10 k Ω or < 80 k Ω
Range	10...300 k Ω or 80...300 k Ω , selectable
Output	60 Vdc, 2 A, res. change-over contact
IP protection class	IP20
Mounting	For 35 mm DIN rail



TYPE	ART NO.	
VVK 2	1187024	water leakage relay

WATER LEAKAGE RELAY



LPH 10 monitors the resistance of the sensors. When the sensor becomes wet, the resistance decreases and the alarm relay is activated.

Supply	24 Vac/dc, < 2 VA
Set point	approx. 10 k Ω
Output (alarm)	60 Vdc, 300 mA, res. change-over contact. Alarm is also indicated with an indicator light and buzzer.
IP protection class	IP20
Material	ABS plastic
Mounting	on the wall surface or on a flush mounting box (60 mm hole distance)
Dimensions	87 x 86 x 32 mm



TYPE	ART NO.	
LPH 10	1187010	water leakage relay

WATER LEAKAGE SENSORS



VVA and VVN sensors will be used with VVK 2 and LPH 10. The sensors can be installed on the floor and VVN also e.g. on the side of the pipe monitoring possible condensation.

Nominal resistance approx. 300 kΩ when dry



TYPE	ART NO.	
VVA 1	1187020	sensor with connection box
VVA 2	1187021	sensor with 2 m cable
VVA 3	1187026	sensor (25 x 200 mm) with 2 m cable and adhesive tape
VVN 1	1187025	sensor, 1 m sensor band and 2 m cable
VVN 2	1187023	sensor, 2 m sensor band and 2 m cable

THERMOMETERS



DTM is a mechanical thermometer for duct installation. Two scales are available. The meters are factory-calibrated.

Accuracy	±2 °C
Sensor	∅ 9 x 185 mm
IP protection class	IP40
Ambient temperature	-20...60 °C
Ambient humidity	35...85 %rH
Mounting	by a flange
Dimensions	100 x 100 x 230 mm



TYPE	ART NO.	
DTM -40/40	1240050	duct thermometer -40...40 °C
DTM 0/60	1240060	duct thermometer 0...60 °C

THERMOMETERS



DTM-S is a mechanical thermometer for a duct installation. The thermometer can be used for indoor applications. Two scales are available. The thermometers have an adjustment screw for tuning.



Accuracy	±2 °C
Sensor	Ø 9 x 200 mm
IP protection class	IP40
Ambient temperature	-20...60 °C
Ambient humidity	35...85 %rH
Mounting	by a flange
Dimensions	100 x 100 x 227 mm

TYPE	ART NO.	
DTM-S -40/40	1240070	duct thermometer -40...40 °C
DTM-S 0/60	1240080	duct thermometer, range 0...60 °C

DIFFERENTIAL PRESSURE SWITCHES



CPS switches are designed for monitoring over and under pressures and pressure differences in systems that handle air and other non-flammable gases.



Accuracy	±15 % from the set value
Output	24...250 Vac, 5 A, res. (1 A ind.)
IP protection class	IP54
Ambient temperature	-15...80 °C

TYPE	ART NO.	
CPS 330	1240100	differential pressure switch 20...330 Pa
CPS 450	1240110	differential pressure switch 30...500 Pa
CPS 1100	1240120	differential pressure switch 100...1100 Pa
CPS 4000	1240130	differential pressure switch 500...4000 Pa

OPTIONS		
PEK-AS	1240300	accessory kit for differential pressure products
PEK-DCP	1240306	duct connector, plastic
PEK-KIT 90	1240390	accessory kit with 90° metal tubes
PVC-HOSE	1240305	PVC hose (4/7), 200 m
T-CON	1240301	T connector
T-CON 100	1240302	T connector, 100 pcs
Y-CON	1240303	Y connector
Y-CON 100	1240304	Y connector, 100 pcs

DIFFERENTIAL PRESSURE SWITCHES



PEK switches are designed for monitoring over and under pressures and pressure differences in systems that handle air and other non-flammable gases.

Accuracy	±15 % from the set value
Output	250 Vac, 1.5 A, res. (0,4 A ind.)
IP protection class	IP54
Ambient temperature	-20...85 °C



TYPE	ART NO.	
PEK 300	1240310	differential pressure switch 20...300 Pa
PEK 400	1240320	differential pressure switch 30...400 Pa
PEK 500	1240330	differential pressure switch 50...500 Pa
PEK 1000	1240340	differential pressure switch 200...1000 Pa
PEK 2500	1240350	differential pressure switch 500...2500 Pa
PEK 5000	1240360	differential pressure switch 1000...5000 Pa

OPTIONS

PEK-AS	1240300	accessory kit for differential pressure products
PEK-DCP	1240306	duct connector, plastic
PEK-KIT 90	1240390	accessory kit with 90° metal tubes
PVC-HOSE	1240305	PVC hose (4/7), 200 m
T-CON	1240301	T connector
T-CON 100	1240302	T connector, 100 pcs
Y-CON	1240303	Y connector
Y-CON 100	1240304	Y connector, 100 pcs

FILTER GUARDS



SV filter guards are designed for filter monitoring in systems that handle air and other non-flammable gases. The guards include a pressure gauge and a differential pressure switch. The differential pressure switch switching point is adjustable.

Accuracy (switching)	±15 % from the set value
Accuracy (gauge)	±15 % from the full scale
Output	250 Vac, 1.5 A, res. (0,4 A ind.)
IP protection class	IP54
Ambient temperature	-5...50 °C
Mounting	vertically (with screws)
Dimensions	170 x 150 x 68 mm



TYPE	ART NO.	
SV 250	1240370	filter guard, 250 Pa
SV 500	1240380	filter guard, 500 Pa

OPTIONS

PEK-AS	1240300	accessory kit for differential pressure products
--------	---------	--

OCCUPANCY SENSORS



LA 14 is an occupancy sensor for controlling ventilation and lighting. Intelligent, processor based, logic prevents false functions being at the same time very sensible. Relay function is quiet and the release delay is adjustable.

Supply	24 Vac/dc, < 0.5 VA
Output (signal)	60 Vdc, 100 mA, NC or NO. Delay is selectable (2 s, 2 min, 10 min or 20 min)
IP protection class	IP20
Mounting	flush (surface mounting casing optional)
Materials	white plastic



TYPE	ART NO.	
------	---------	--

LA 14E	1185130	occupancy sensor
--------	---------	------------------

OPTIONS

SMB 1E	9000470	casing for surface mounting
--------	---------	-----------------------------

OCCUPANCY SENSORS



LA 15 is designed for controlling lighting. Up to 1.5 A continuous fluorescent lighting load is allowed.

Supply	24 Vac/dc
Output (signal)	60 Vdc, 100 mA, NC or NO. Delay 2 s.
Output (lighting)	250 Vac, 1.5 VA, hold on time is selectable (2 s, 2 min, 10 min or 20 min)
IP protection class	IP20
Mounting	flush (surface mounting casing optional)
Materials	white plastic



TYPE	ART NO.	
------	---------	--

LA 15E	1185140	movement / occupancy sensor for switching lighting on/off
--------	---------	---

OPTIONS

LA-RAJ	1185070	180° area guard for occupancy sensor
SMB 1E	9000470	casing for surface mounting

OCCUPANCY SENSORS



PLT 24 is a detector for monitoring occupancy through body heat and movements. The passive infrared PIR detector reacts to temperature changes in the range of the detection beams. Mounting bracket and screws are included to the delivery.

Supply	24 Vac/dc
Output (alarm)	60 Vdc, 100 mA, NC or NO. Delay is selectable (2 s, 2 min, 10 min or 20 min)
IP protection class	IP20
Ambient temperature	-10...45 °C
Dimensions	64 x 95 x 50 mm



TYPE	ART NO.	
------	---------	--

PLT 24	1185040	PIR movement detector
PLT 24-K	1185045	PIR movement detector, ceiling mounting

OCCUPANCY SENSORS



PLT 12 is a detector for monitoring occupancy through body heat and movements. The detector is passive infrared (PIR) which reacts to temperature changes in range of the detection beams. Mounting bracket and screws are included to the delivery.

Supply	12 Vdc
Output (alarm)	24 Vdc, 100 mA, NC
IP protection class	IP20
Ambient temperature	-10...40 °C
Dimensions	64 x 95 x 50 mm



TYPE	ART NO.	
------	---------	--

PLT 12	1185080	PIR movement detector
--------	---------	-----------------------

THERMAL ACTUATORS AND CONTROL VALVES

Thermal actuators, control valves and solenoid valves designed for building automation needs complement our wide product offering for automated HVAC management systems.

- ▶ Complementary products for all HVAC systems
- ▶ Valves for heating and cooling applications
- ▶ Adapters for almost all manufacturers' valves



CONTROL VALVES



6

2-way valves with different sizes and with different Kvs values for HVAC applications are available. Valves can be used for controlling heating and cooling. A VA 80 adapter is needed for connecting a NV valve with a thermal actuator.

Ambient temperature	...120 °C
Mounting	inner thread ISO 7/1; outer thread ISO 228/1
Materials	CW617N (brass parts), peroxide-cured EPDM (seals)
Pressure rating	PN 10



TYPE	ART NO.	
NV2D10	1230100	valve 3/8" (DN10) fixed Kvs 1,20
NV2D10F	1230102	valve 3/8" (DN10) adjustable Kvs 0,05...0,35
NV2D10V	1230101	valve 3/8" (DN10) adjustable Kvs 0,09...0,77
NV2D15	1230150	valve 1/2" (DN15) fixed Kvs 1,20
NV2D15F	1230152	valve 1/2" (DN15) adjustable Kvs 0,05...0,35
NV2D15V	1230151	valve 1/2" (DN15) adjustable Kvs 0,09...0,85
NV2D20	1230200	valve 3/4" (DN20) fixed Kvs 1,20
NV2D20V	1230201	valve 3/4" (DN20) adjustable Kvs 0,09...0,85

THERMAL ACTUATORS



Valve actuators are available for 24 Vac/dc and for 230 Vac supply with a NC or NO function. Control signal may be a PWM or a 0...10 Vdc signal. Connection cables may be fixed (length 1 m) or removable. Different lengths of removable cables are available. An adapter between the valve and the actuator is always needed.



TYPE	ART NO.	
A 20405-00N00-1S	1210027	thermal actuator 230 V NC, fixed cable 1 m
A 21405-10N00-1S	1210028	thermal actuator 230 V NO, fixed cable 1 m
A 40405-00N00-1S	1210011	thermal actuator 24 V NC, fixed cable 1 m
A 41405-10N00-1S	1210021	thermal actuator 24 V NO, fixed cable 1 m
AST 20405-00N00-0	1210031	thermal actuator 230 V NC, removable cable (sold separately)
AST 21405-10N00-0	1210032	thermal actuator 230 V NO, removable cable (sold separately)
AST 40405-00N00-0	1210041	thermal actuator 24 V NC, removable cable (sold separately)
AST 41405-10N00-0	1210046	thermal actuator 24 V NO, removable cable (sold separately)
APR 40405-01N00-0	1210052	thermal actuator 2...10 V NC, removable cable (sold separately)
VA 80	1220010	adapter for Pro dual NV valves

Other models also available on request.

Actuator	Cable order numbers						
	1 m	2 m	3 m	5 m	10 m	15 m	20 m
AST	1220021	1220022	1220023	1220025	1220026	1220027	1220028
APR	1220031	1220032	1220033	1220035	1220036	1220037	1220038

To connect a thermal actuator to control valve, a special adapter ring is needed. Thermal actuators can be mounted to the Produal NV2 control valves by using a VA 80 adapter ring.

The adapter rings are also available for other manufacturers' valves. See the following table for more information.

NOTE: If you can't find the needed valve from the table, you can fill in the form on our website (Product selection guides/ Valve measuring guide) and send the dimensions to Produal customer support. The customer support will determine the correct adapter ring.

Valve manufacturer	Valve type	Adapter	Product number	Adapter description	Notes
Comap		VA 70H	1220006	M28x1,5, grey	
Danfoss	RTD-N	VA 76	1220007	M30x1,5, white	
	RTD-G	VA 79	1220008	M30x1,5, white	
	RA-N 10/15	VA 78	1220013	white	
	RA-C				
	RA-U 10				
	FHF-6				
	RAV	VA 72H	1220057	M30x1,5, light grey	
TWA-K	VA 80	1220010	M30x1,5, light grey		
Flowcon	EVC	VA 41	1220016	M30x1,5, dark green	
Giacomini		VA 26	1220017	M30x1,5, grey	
Honeywell	V2020EVS10	VA 80	1220010	M30x1,5, light grey	
	V2020DSL				
	V2000VS				
Johnson Controls	VG5200CC	VA 53H	1220002	M28x1,5, grey	
	VG5400CC	VA 55H	1220003	M28x1,5, grey	
	VG5410EC				
	VG5800CC				
LK		VA 02	1220005	M30x1,5, grey	
MMA	FVXR 15	VA 55H	1220003	M28x1,5, grey	
	FVR 10	VA 54	1220014	M28x1,5, dark blue	
	EKV 15				
Oras		VA 35H	1220004	M26x1,5, grey	
Oventrop	Cocon	VA 10	1220012	M30x1,5, light grey	
	F series				
	AV6				
	before 1998	VA 39	1220019	M30x1, white	
Siemens	VXP	VA 10	1220012	M30x1,5, light grey	
	VD115	VA 80	1220010	M30x1,5, light grey	
Tour & Andersson	TRV-2	VA 80	1220010	M30x1,5, light grey	
	TBV-C				
	TBV-CM	VA 90	1220011	M30x1,5, crimson	With 4,5 mm stroke actuator.
		VA 10	1220012	M30x1,5, light grey	With 4 mm stroke actuator.
		VA 32	1220015	M28x1,5, light green	
	RVT 40	VA 31H	1220001	M28x1,5, grey	
COMPACT-P	VA 10	1220012	M30x1,5, light grey	Select a thermal actuator with 5 mm stroke.	
Universa	before 1999	VA 70H	1220006	M28x1,5, grey	
Uponor / Velta	proVario	VA 02	1220005	M30x1,5, grey	
Uponor	Magna				
	Pro 1"				
	WGF				VA 32
Wehofloor	manifold	VA 80	1220010	M30x1,5, light grey	
Wirsbo	manifold	VA 17	1220009	M28x1,5, white	

SOLENOID VALVES



MV solenoid valves are designed for building automation needs of the water control, for example in heating and cooling systems with closed circuit (valves are not suitable for domestic water circuit). Solenoid valves work in zero pressure difference and the valves are either normally closed (NC) or normally open (NO). Standard coils are for 230 Vac supply and 24 Vac or 24 Vdc coils are available as options. The valve coils are not designed for continuously energized applications.



Supply	230 Vac
IP protection class	IP65
Ambient temperature	-5...90 °C
Materials	brass

TYPE	ART NO.	
MV 1/2 NC 230V	1260220	1/2" solenoid valve (NC, DN15)
MV 1/2 NO 230V	1260250	1/2" solenoid valve (NO, DN15)
MV 1 1/2 NC 230V	1260300	1 1/2" solenoid valve (NC, DN40)
MV 1 1/4 NC 230V	1260290	1 1/4" solenoid valve (NC, DN32)
MV 1 NC 230V	1260240	1" solenoid valve (NC, DN25)
MV 3/4 NC 230V	1260230	3/4" solenoid valve (NC, DN20)
MV 3/4 NO 230V	1260260	3/4" solenoid valve (NO, DN20)

OPTIONS

MV-VK 24VAC-8W	1260280	changeable coil 24 Vac for the solenoid valves (sizes 1/2" - 1")
MV-VK 24VDC-8W	1260281	changeable coil 24 Vdc for the solenoid valves (sizes 1/2" - 1")
MV-VK 24VDC-14W	1260282	changeable coil 24 Vdc for the solenoid valves (sizes 1 1/4" - 1 1/2")

TRANSDUCERS AND ACCESSORIES

Our wide selection of transducers and accessories helps you finalize regulation and control solutions. For example, I/O modules, dividers and transducers allow various signal type changes between Modbus, digital, analogue and 3-point signals. Transformers and electric power regulators with relay modules and solid state relays are useful for voltage supply and control load power. Our wide range of input signals and adjustable set points on relay modules enable applications like control fan coils, heaters and actuators.

- ▶ Useful devices for finalizing BA projects
- ▶ Galvanic isolation
- ▶ Inputs 0...10 V, 2...10 V, 0...20 mA, 4...20 mA
- ▶ Outputs 0...10 V, 2...10 V, 0...20 mA, 4...20 mA, relay



CONVERTERS



DA 6 converts 1...6 digital (contact) inputs into one analogue 0...10 V or 4...20 mA output. The state of each contact can be identified by the control system software.

Supply	24 Vac/dc, < 1 VA
Input	6 x potential free contact input
Output (1)	0...10 Vdc, 2 mA
Output (2)	4...20 mA, 500 Ω
IP protection class	IP20
Mounting	for 35 mm DIN rail
Dimensions	68 x 77 x 42 mm



TYPE	ART NO.	
DA 6	1182040	DI/AO converter

CONVERTERS



ISO 10 provides galvanic isolation between input and output signals and supply. Signal can also be converted, e.g. a 0...10 V signal into a 4...20 mA signal.

signal isolator

Supply	24 Vac/dc, < 2 VA
Input	0...1 V, 0...10 V, 2...10 V, 0...20 mA or 4...20 mA
Output	0...10 Vdc, 2 mA, or 2...10 Vdc
Output	0...20 mA, 500 Ω, or 4...20 mA
IP protection class	IP20
Ambient temperature	0...50 °C
Mounting	For 35 mm DIN rail



TYPE	ART NO.	
ISO 10	1182060	signal isolator

CONVERTERS



PMU 3 converts a 0...10 Vdc signal into a 24 Vac 3-point control signal.

0...10 V -> 3-point control

Supply	24 Vac, < 1 VA
Input	0...10 Vdc, 1 mA
Output	24 Vac, 2 A, for 3-point actuator
Output (actuator running time)	adjustable, 15...240 s
IP protection class	IP20
Mounting	11-pole relay housing



TYPE	ART NO.	
PMU 3	1182120	from 0...10 V to 3-point converter

CONVERTERS



LMP 3 converts a 3-point control signal into a 0...10 Vdc signal.

3-point control -> 0...10 V

Supply	24 Vac, < 1 VA
Input	10...40 Vac/dc
Output	0...10 Vdc, 1 mA
Output (change speed)	adjustable, 15...240 s
IP protection class	IP20
Mounting	11-pole relay housing



TYPE	ART NO.	
LMP 3	1182150	from 3-point to 0...10 V converter

CONVERTERS



UV 10 is an amplifier for 0...10 V signals. UV 10 can also be used for controlling fluorescent lamps with electronic transformers.

0...10 V -> 0...10 V (10...0 V)

Supply	24 Vac/dc, < 2 VA
Input	0(2)...10 Vdc, < 0,5 mA
Output	0(2)...10 V / 10...(2)0, max. 20 mA
IP protection class	IP20
Dimensions	23 x 77 x 42 mm



TYPE	ART NO.	
UV 10	1182160	signal amplifier

CONVERTERS



AO 2 and AO 3 are signal converters designed for HVAC applications. The converters divide one 0...10 V signal to two (AO 2) or three (AO 3) 0...10 V signals.

0...10 V -> 2 x 0...10 V/3 x 0...10 V

Supply	24 Vac/dc, < 0.5 VA
Input	0...10 Vdc, 0,2 mA
IP protection class	IP20
Mounting	For 35 mm DIN rail
Dimensions	23 x 77 x 41 mm



TYPE	ART NO.	
AO 2	1182220	signal divider, 2 outputs
AO 3	1182210	signal divider, 3 outputs

ELECTRIC POWER REGULATION



BAK 64 binary step controller is designed for controlling electric heating power. It can be used with all systems with 0...10 V outputs. Relays like AR 1 or RY 1 are needed for contact outputs. Power steps must be in binary sequence e.g. 1, 2, 4, 8, 16, 32 kW.

Supply	24 Vac, < 3 VA
Input	0...10 Vdc or 10...0 Vdc
Output	40 Vdc, 100 mA, for AR 1 and RY 1 relays
Step delay	adjustable, 0,7...60 s
IP protection class	IP20
Mounting	11-pole relay housing



TYPE	ART NO.	
BAK 64	1140010	binary step controller
AR 1	1183010	relay with normally open (NO) contact, width 13 mm
RY 1	1183020	relay with change-over contact, width 23 mm

ELECTRIC POWER REGULATION



STS 4 converts 0...10 V signal to one time proportional and up to 3 contact outputs. Each step must be identical in power.

Supply	24 Vac, < 1 VA
Input	0...10 Vdc, 1 mA
Output	35 Vdc, 50 mA, for solid state relay, time proportional
Output	3 x 35 Vdc, 100 mA, for AR 1 and RY 1 relays
Number of steps	selectable, 1...4 pcs
IP protection class	IP20
Mounting	11-pole relay housing



TYPE	ART NO.	
STS 4	1140020	electric power controller
AR 1	1183010	relay with normally open (NO) contact, width 13 mm
PRMK	1140070	solid state relay control signal converter, Vac -> Vdc
PR 10/440	1140060	solid state relay 230...400 Vac, < 10 A, input 3...32 Vdc
PR 50/440	1140030	solid state relay 230...400 Vac, < 25 A, input 3...32 Vdc
RY 1	1183020	relay with change-over contact, width 23 mm

RELAY MODULES



RY 1 and AR 1 are relays with a 24 Vac/dc coil voltage. RYVA 16 can be used for lighting control because it withstands a short-term inrush current peak.

coil 24 Vac/dc

Input	24 Vac/dc, 0,5 VA
Output	250 Vac, 10 A, res.
IP protection class	IP20
Mounting	For 35 mm DIN rail



TYPE	ART NO.	
AR 1	1183010	relay with normally open (NO) contact, width 13 mm
RYVA 16	1183060	relay for fluorescent lamps, 10 A (inrush current < 80 A, < 2,5 ms)
RY 1	1183020	relay with change-over contact, width 23 mm
RY 1-K	1183021	relay with change-over contact, socket connection at the output

RELAY MODULES



RY 1-U and RY 1-U-K are voltage controlled relays with 0...10 V input.

input 0...10 Vdc

Supply	24 Vac/dc, < 1 VA
Set point	adjustable, 0...10 V
Input	0...10 Vdc, 0,2 mA
Range	0...10 V
Output	250 Vac, 8 A, res., change-over contact
IP protection class	IP20
Mounting	For 35 mm DIN rail
Dimensions	23 x 77 x 41 mm



TYPE	ART NO.	
RY 1-U	1183040	voltage controlled relay
RY 1-U-K	1183041	voltage controlled relay, socket connection at the output

RELAY MODULES



FCRY 3 is a 3 speed fan coil control relay, with 0..10 Vdc control input.

for fan coil controls

Supply	24 Vac/dc, < 1.5 VA
Set point	adjustable, factory settings 2,5 V, 5,0 V and 7,5 V
Input	0...10 Vdc, 0,2 mA
Output	3 x 230 Vac, 8 A, res. NO (interlocked)
IP protection class	IP20
Mounting	For 35 mm DIN rail
Dimensions	45 x 90 x 48 mm



TYPE	ART NO.	
FCRY 3	1183070	fan coil relay, input 0...10 Vdc

RELAY MODULES



RYM 8-KK is a relay module with eight relay outputs that can be controlled manually (switch in OFF or ON position) or by using control signal (switch in A position). The manual control is useful for example in commissioning and in fault situations.

Supply	24 Vdc
Output	8 x 230 Vac, 4 A
Mounting	on 35 mm DIN rail
Dimensions	136 x 90 x 65 mm



TYPE	ART NO.	
RYM 8-KK	1181110	relay module, 8 outputs, 24 Vdc control
RYM 8-KK-O	1181111	relay module, 8 outputs, 0 V control

RELAY MODULES



TH 5 is a surface mounted driver that can drive several parallel connected thermal actuators.

driver for thermal actuators

Supply	24 Vac
Input	5...30 Vac/dc, 10 mA
Output	5 x 24 Vac, 0.6 A, total load max. 3 A
IP protection class	IP66
Material	PP plastic
Mounting	on the wall surface or on a flush mounting box (60 mm hole distance)
Dimensions	76 x 76 x 52 mm



TYPE	ART NO.	
TH 5	1183090	driver for thermal actuators, 5 outputs

SET POINT SELECTORS



KASPO 10 is a remote control unit with a 0...10 Vdc output for controlling e.g. temperature, humidity, lights or ventilation fans. Unit can be installed on the flush mounting box. Installation on the wall is possible by using the box sold as an accessory.

Supply	24 Vac/dc, < 0.5 VA
Output	0...10 Vdc, 2 mA
IP protection class	IP20
Dimensions	86 x 86 x 35 mm



TYPE	ART NO.	
KASPO 10.1	1182070	remote control unit, scale 0...100
KASPO 10.2	1182071	remote control unit, scale ± 3
KO PRA	KO3602	casing for surface mounting

TRANSFORMERS



JY is a switch mode power supply converting a 24 Vac/dc supply into a lower DC voltage supply. Electronic protection for overloading.

24 Vac/dc -> 3,6...24 Vdc

Supply	24 Vac/dc
Output	3.6...24 Vdc, 1 A (0...12 V); 0,5 A (12...24 V)
IP protection class	IP20
Mounting	For 35 mm DIN rail
Dimensions	45 x 90 x 58 mm



TYPE	ART NO.	
JY	1184020	AC/DC to DC transformer

TRANSFORMERS



M230/24-15 transforms 230 Vac supply to 12/24 Vac supply.

230 Vac -> 12/24 Vac, 15 VA

Supply	230 Vac, < 15 VA
Output	24 Vac, 15 VA / 12 Vac, 7,5 VA
IP protection class	IP20
Ambient temperature	0...40 °C
Mounting	For 35 mm DIN rail
Dimensions	35 x 87 x 60 mm



TYPE	ART NO.	
M230/24-15	1184090	transformer

TRANSFORMERS



M230/24-30 transforms 230 Vac supply to 12/24 Vac supply.

230 Vac -> 12/24 Vac, 30 VA

Supply	230 Vac, < 30 VA
Output	24 Vac, 30 VA / 12 Vac, 15 VA
IP protection class	IP20
Ambient temperature	0...40 °C
Mounting	For 35 mm DIN rail
Dimensions	54 x 87 x 60 mm



TYPE	ART NO.	
M230/24-30	1184050	transformer

TRANSFORMERS



M230/12-4 transforms 230 Vac supply to 12 Vdc 4 VA supply.

230 Vac -> 12 Vdc, 4 VA

Supply	230 Vac, < 4 VA
Output	12 Vdc, 250 mA
IP protection class	IP20
Cable	2 m



TYPE	ART NO.	
M230/12-4	1184080	230 Vac/12 Vdc 4 VA power supply

TRANSFORMERS



T20 transforms 230 Vac supply to 24 Vac supply.

230 Vac -> 24 Vac, 20 VA

Supply	230 Vac, < 20 VA
Output	24 Vac, 20 VA
IP protection class	IP33
Ambient temperature	0...40 °C
Cable	3 m, AMP connector (cable delivered with the transformer)
Dimensions	61 x 85 x 50 mm



TYPE	ART NO.	
T20	1184100	transformer

TRANSFORMERS



T35 transforms 230 Vac supply to 24 Vac supply.

230 Vac -> 24 Vac, 35 VA

Supply	230 Vac, < 35 VA
Output	24 Vac, 35 VA
IP protection class	IP44
Cable	300 mm on both sides
Mounting	with screws
Dimensions	63 x 103 x 55 mm



TYPE	ART NO.	
T35	1184111	transformer

TRANSFORMERS



T40 transforms 230 Vac supply to 24 Vac supply.

230 Vac -> 24 Vac, 38 VA

Supply	230 Vac, < 38 VA
Output	24 Vac, 38 VA
IP protection class	IP54
Ambient temperature	0...40 °C
Mounting	with screws
Dimensions	77 x 123 x 70 mm



TYPE	ART NO.	
T40	1184120	transformer

TRANSFORMERS



T60 transforms 230 Vac supply to 24 Vac supply.

230 Vac -> 24 Vac, 60 VA

Supply	230 Vac, < 60 VA
Output	24 Vac, 60 VA
IP protection class	IP54
Ambient temperature	0...40 °C
Mounting	with screws
Dimensions	77 x 123 x 70 mm



TYPE	ART NO.	
T60	1184130	transformer

TRANSFORMERS



T120 transforms 230 Vac supply to 24 Vac supply.

230 Vac -> 24 Vac, 120 VA

Supply	230 Vac, < 220 VA
Output	24 Vac, 120 VA
IP protection class	IP54
Ambient temperature	0...40 °C
Mounting	with screws
Dimensions	89 x 174 x 92 mm



TYPE	ART NO.	
T120	1184140	transformer

TRANSFORMERS



T220 transforms 230 Vac supply to 24 Vac supply.

230 Vac -> 24 Vac, 220 VA

Supply	230 Vac, < 220 VA
Output	24 Vac, 220 VA
IP protection class	IP54
Ambient temperature	0...40 °C
Mounting	with screws
Dimensions	104 x 168 x 105 mm



TYPE	ART NO.	
T220	1184150	transformer

TIMERS



ETT electronic timers are designed for energy saving and boosting functions in ventilation and lighting applications. The timer functions can be used for example in office applications, if enhanced ventilation is needed outside the normal working hours.

Supply	24 Vac/dc (22...26 V) or 230 Vac (207...253 V)
Accuracy (time)	±10 s/h
Output	250 Vac, 10 A, change-over contact
IP protection class	IP20
Ambient temperature	0...50 °C
Ambient humidity	5...95 %rH
Mounting	on the wall surface or on a flush mounting box (60 mm hole distance)
Materials	PC plastic
Dimensions	97 x 97 x 27 mm



TYPE	ART NO.	
ETT1	560011W000	electronic timer, white, 10...60 min
ETT1B	560011B000	electronic timer, black, 10...60 min
ETT6	560012W000	electronic timer, white, 1...6 h
ETT6B	560012B000	electronic timer, black, 1...6 h
ETT12	560013W000	electronic timer, white, 2...12 h
ETT12B	560013B000	electronic timer, black, 2...12 h

TIMERS



LAP timers are designed for extending plant operating hours by pushing a button. The selected time is indicated by an indicator light.

Supply	24 Vac/dc / 230 Vac, 2 VA
Accuracy (time)	±10 s/h
Output	250 Vac, 8 A, res., change-over contact
IP protection class	IP20
Mounting	flush (surface mounting casing optional)



TYPE	ART NO.	
LAP 1E	1185110	12...60 minutes (max. time can be restricted to 12...36 minutes)
LAP 5E	1185111	1...5 hours (max. time can be restricted to 1...3 hours)
LAP 10E	1185112	2...10 hours (max. time can be restricted to 2...6 hours)

OPTIONS

SMB 1E	9000470	casing for surface mounting
--------	---------	-----------------------------

PUSH BUTTONS



PJP is a low voltage push button device with 1, 2 or 4 buttons and indicator lights. The indicator lights are controlled externally.

Output	60 Vdc, 0.8 A
IP protection class	IP20
Mounting	flush (surface mounting casing optional)



TYPE	ART NO.	
PJP 1E	1185120	1 push button and 1 indicator light
PJP 2E	1185121	2 push buttons and 2 indicator lights
PJP 4E	1185122	4 push buttons and 4 indicator lights

OPTIONS

SMB 1E	9000470	casing for surface mounting
--------	---------	-----------------------------

I/O MODULES



MIO 12 I/O modules can read analogue and/or digital inputs, and control thermal or 3-point actuators and also 0...10 V analogue outputs. The module has RS-485 connection for Modbus RTU communication.

Supply	24 Vac, < 2 VA
Output (voltage)	4 x 0...10 Vdc, 2 mA
Output (triac)	4 x 24 Vac, 1 A, for thermal actuators or two 3-point actuators
IP protection class	IP20
Ambient temperature	5...40 °C
Mounting	For 35 mm DIN rail
Dimensions	53 x 90 x 58 mm



TYPE	ART NO.	
MIO 12-PT	1181300	Modbus I/O, 4 analogue inputs (Pt1000) or potential free digital inputs
MIO 12-V	1181310	Modbus I/O, 4 analogue inputs (0...10 V) or potential free digital inputs
MIO 12-NILG	1181320	Modbus I/O, 4 analogue inputs (Ni1000-LG) or potential free digital inputs

CASINGS



KO IVS and VP-PROX are protective casings for room products in spaces like sports halls. Casing is transparent and with a lock.

Ambient temperature	0...50 °C
Mounting	with screws (included)
Materials	PC plastic
Dimensions	136 x 136 x 40 mm



TYPE	ART NO.	
KO IVS	KO5239	protective casing for room products
VP-PROX	9000460	protective casing for Proxima room products

INDICATOR LIGHTS



LEKA 24 is an indicator light device with green and red light.



24 Vac/dc

Supply	24 Vac/dc, < 0.5 VA
Input	2 x 24 Vac/dc
IP protection class	IP20
Mounting	flush (surface mounting casing optional)
Dimensions	85 x 85 x 17 mm



TYPE	ART NO.	
LEKA 24	1185090	indicator light
KO PRA	KO3602	casing for surface mounting

SENSOR AND TRANSMITTER SELECTION GUIDE

Product family		Measured property														
Type	Page	°C	RH	CO ₂	VOC	CO	Pa	bar	m/s		m ³ /s	lux	W/m ²	H ₂ O	PIR	 Qty
HDH	46	•	•	•											•	
HDHFL	67	•	•	•												
HDK	47	•	•	•												
HDU	48	•		•												
HML	50					•										
ILH	49	•	•		•											
ILK	50	•	•		•											
IML	39						•				•					
IVL	42	•							•							
KA 10	95													•		
KLH	43	•	•													
KLHJ	44	•	•													
KLK	45	•	•													
KLU	44	•	•													
KLUFL	67	•	•													
KPEL	38						•									
LA	100														•	
LAFI	68											•			•	
LLK V2	92	•														
LUK V2	92	•														
LUX	51	•										•				
MMSP1	51												•			
PAFL	68															•
PEK / CPS	98...99						•									
PEL	38						•									
PLT	101														•	
TEAT	71..72	•														
TEFL	66	•	•													
TEHR	87...89	•														
TEHU	90	•														
TEK	78	•														
TEKA	79...80	•														
TEKHA	77	•														
TEKV	73..74	•														
TEKY	82...84	•														
TEL	85	•														
TEM	86	•														
TENA	72..73	•														
TEP	75...76	•														
TEPK	76...77	•														
TES	91	•														
TESK	81	•														
TEU	90...91	•														
TEUFL	66	•														
TEV	74...75	•														
TUNA 20	54								•							
UV7+UV7-VV	53								•	•						
VPEL	52							•								
VPL	52							•								
VS 3000	54								•	•						
VVA / VVN	97													•		
WTR	59...62	•	•	•												

NOTE: Check the product pages for more information.

Type	Output								Commissioning tool
	Ω	V	mA	relay	Modbus	Modbus override	wireless	controller	
HDH		•		•	•	•		•	ML-SER
HDHFL		•					•	•	FLSER / ML-SER
HDK		•		•	•	•		•	ML-SER
HDU		•		•	•	•		•	ML-SER
HML		•	•						
ILH		•		•	•	•		•	ML-SER
ILK		•		•	•	•		•	ML-SER
IML		•			•	•			
IVL		•	•						
KA 10		•		•					
KLH		•	•	•	•	•		•	ML-SER
KLHJ		•	•						
KLK		•	•	•	•	•		•	ML-SER
KLU		•	•						
KLUFL		•	•				•		FLSER
KPEL		•	•		•	•		•	ML-SER
LA				•					
LAFI							•		FLSER
LLK V2			•					•	ML-SER
LUK V2		•						•	ML-SER
LUX		•	•						
MMSP1		•	•						
PAFL							•		FLSER
PEK / CPS				•					
PEL		•	•		•			•	ML-SER
PLT				•					
TEAT	•	•	•		•	•		•	ML-SER
TEFL							•		FLSER
TEHR	•	•	•		•	•		•	ML-SER
TEHU	•								
TEK	•	•	•		•	•		•	ML-SER
TEKA	•	•	•		•	•		•	ML-SER
TEKHA	•								
TEKV	•	•	•		•	•		•	ML-SER
TEKY	•	•	•		•	•		•	ML-SER
TEL	•								
TEM	•								
TENA	•	•	•		•	•		•	ML-SER
TEP	•	•	•		•	•		•	ML-SER
TEPK	•	•	•					•	ML-SER
TES	•								
TESK	•	•	•						
TEU	•	•	•		•	•		•	ML-SER
TEUFL							•		FLSER
TEV	•	•	•					•	ML-SER
TUNA 20		•	•						
UV7+UV7-VV		•							
VPEL		•	•						
VPL		•	•						
VS 3000		•							
VVA / VVN	•								
WTR							•		MyTool

SENSOR CHARACTERISTICS

Sensor element	Pt 100	Pt 1000	Ni 1000	Ni 1000-LG	NTC 1.8	NTC 2.2	NTC 3.0	NTC 10	NTC 20	NTC 10-AN	NTC 10-C	NTC 10-KB	KP 10	T1
Tol.	±0,3°C/ 0°C EN60751 B	±0,3°C/ 0°C EN60751 B	±0,4°C/ 0°C DIN43760	±0,4°C/0°C trc 5000ppm Siemens	±0,3°C/ 25°C TAC	±0,25°C/ 25°C Johnson	±0,25°C/ 25°C	±0,25°C/ 25°C Trend / Distech	±0,25°C/ 25°C H&W	±0,25°C/ 25°C Andover	±0,25°C/ 25°C Carel	±0,5°C/ 25°C	LM235Z 10 mV/K	±0,4°C/ 0°C
Temp. °C	Ω	Ω	Ω	Ω	Ω	Ω	Ω	Ω	Ω	Ω	Ω	Ω	V	Ω
140	153.38	1533.8	1909	1737	71	53	70	235	351	298	381	324		
130	149.82	1498.2	1833	1675	87	68	90	301	459	377	474	385		3675
120	146.06	1460.6	1760	1615	110	90	117	389	609	483	597	467		3552
110	142.29	1422.9	1688	1557	139	115	153	511	818	624	758	576		3430
100	138.50	1385	1618	1500	178	153	204	679	1114	817	973	723	3,73	3311
95	136.60	1366	1583	1472	202	178	236	787	1307	940	1108	815	3,68	3252
90	134.70	1347	1549	1444	230	207	275	916	1541	1084	1266	923	3,63	3194
85	132.80	1328	1516	1417	264	241	321	1071	1823	1255	1451	1048	3,58	3136
80	130.89	1308.9	1483	1390	303	283	377	1256	2166	1458	1668	1194	3,53	3079
75	128.98	1289.8	1450	1364	349	334	444	1480	2585	1700	1924	1364	3,48	3022
70	127.07	1270.7	1417	1337	403	395	525	1751	3099	1990	2228	1562	3,43	2966
65	125.16	1251.6	1385	1311	468	469	625	2082	3732	2339	2588	1791	3,38	2910
60	123.24	1232.4	1353	1285	545	560	746	2488	4517	2760	3020	2056	3,33	2855
55	121.32	1213.2	1322	1260	638	673	896	2986	5494	3271	3536	2358	3,28	2800
50	119.40	1194	1291	1235	750	811	1080	3600	6718	3893	4160	2702	3,23	2745
45	117.47	1174.7	1260	1210	885	984	1310	4365	8259	4656	4911	3088	3,18	2692
40	115.54	1155.4	1230	1186	1049	1200	1598	5323	10211	5594	5827	3517	3,13	2638
35	113.61	1136.1	1200	1162	1250	1471	1959	6528	12698	6754	6940	3987	3,08	2585
30	111.67	1116.7	1171	1138	1496	1814	2417	8054	15887	8197	8313	4492	3,03	2532
29	111.28	1112.8	1165	1132	1552	1893	2522	8408	16628	8525	8622	4597	3,02	2522
28	110.90	1109	1159	1128	1610	1977	2633	8777	17407	8869	8944	4703	3,01	2512
27	110.51	1105.1	1153	1123	1671	2064	2749	9165	18228	9229	9281	4809	3,00	2501
26	110.12	1101.2	1147	1119	1734	2156	2872	9572	19092	9606	9632	4917	2,99	2491
25	109.73	1097.3	1141	1114	1800	2252	3000	10000	20000	10000	10000	5025	2,98	2480
24	109.35	1093.5	1136	1109	1869	2353	3135	10452	20962	10413	10380	5134	2,97	2470
23	108.96	1089.6	1130	1105	1941	2458	3277	10923	21973	10845	10780	5243	2,96	2460
22	108.57	1085.7	1124	1100	2017	2572	3426	11417	23039	11297	11200	5353	2,95	2449
21	108.18	1081.8	1118	1095	2095	2689	3583	11938	24164	11771	11630	5462	2,94	2439
20	107.79	1077.9	1112	1091	2177	2813	3748	12490	25350	12268	12090	5573	2,93	2429
15	105.85	1058.5	1084	1068	2649	3538	4714	15710	32346	15136	14690	6126	2,88	2377
10	103.90	1039	1056	1045	3241	4482	5971	19900	41567	18787	17960	6667	2,83	2326
5	101.95	1019.5	1028	1022	3989	5718	7619	25400	53812	23462	22050	7183	2,78	2276
0	100.00	1000	1000	1000	4940	7353	9795	32660	70203	29490	27280	7661	2,73	2226
-5	98.04	980.4	973	978	6159	9533	12694	42340	92322	37316	33900	8093	2,68	2176
-10	96.09	960.9	946	956	7730	12460	16589	55340	122431	47549	42470	8472	2,63	2127
-15	94.12	941.2	919	935	9771	16428	21868	72980	163777	61030	53410	8796	2,58	2078
-20	92.16	921.6	893	914	12443	21860	29092	97120	221088	78930	67770	9067	2,53	2030
-25	90.19	901.9	867	893	15969	29398	39073	130400	301297	102890	86430	9288	2,48	1982
-30	88.22	882.2	842	872	20659	39908	53005	177000	414698	135233	111300	9466	2,43	1934
-35	86.25	862.5	816	851	26955	54751	72658	243120	576763	179280		9605	2,38	
-40	84.27	842.7	791	831	35480	75953	100701	337270	810861	239831		9712	2,33	
-45	82.29	822.9	767	811	47135	106603	141183	473370	1152992	323859		9793		
-50	80.31	803.1	743	791	63229	151470	200348	672600	1659082	441667		9854		

COMMISSIONING TOOLS FOR EASY AND QUICK CONFIGURATIONS

PRODUAL MyTool® APPLICATION

An ideal single commissioning tool on your mobile phone or tablet

- ▶ Free Android application for commissioning and configuration of all the Produl PUMP® platform-based products
- ▶ Ease of use and a unified user experience on your mobile phone or tablet, with wireless connection via Bluetooth
- ▶ Produl MyCloud cloud service to help keep configuration and project information secured, and minimizing the risk of human error with parameters



Coming up:
connectivity
to 3rd party
cloud/system

- secured data connection
- configuration settings backup
- firmware updates



- wireless commissioning
- configuration modification
- firmware updates



BMS (RS-485 or
ethernet, with
Modbus or BACnet)



Firmware updates

With a couple of button presses, you can update the firmware in Produl PUMP® products. This enables you to update all devices with new options and features in the future.



Easy and fast configurations

Reach all parameters of a Produl PUMP® device from the configuration menu in Produl MyTool® application. Configuration menus are easy to navigate and simple to understand.



Test installations

With the test installation menu, you can read real-time measurement data and force outputs, when you want to test the system after installation.



Store configurations

You can store and reuse the configurations you create in Produl MyCloud, your personal storage space. Or you can store a configuration on the local file system on an Android device.



Wireless network installation

With the Produl MyTool® application you can set up the whole wireless network. Installation is done completely wirelessly, MyTool makes network building and monitoring easy and clear.

COMMISSIONING TOOLS FOR EASY AND QUICK CONFIGURATIONS

ML-SER

Easy and quick tool for commissioning on the field

- ▶ *Configuration tool for Pro dual transmitters*
- ▶ *Easy to configure the settings or execute a one-point field calibration when required*
- ▶ *Configuration of one device at a time*
 - *Activation of built-in controller option*
 - *Modbus addressing*
 - *Factory settings restore*

Examples:

- 1 Easy configuration of the controller functions for the CO₂ room transmitter
- 2 Easy tuning of the duct sensor's temperature measurement
- 3 Easy configuration of the differential pressure transmitter's user selectable measurement and output ranges

See the sensor and transmitter selection guide (page 118)



OTHER USEFUL CONFIGURATION TOOLS

- ▶ *Configuration cable SW-DCT-USB for TRC (page 17), TRT (page 23) and TRI (page 32).*
- ▶ *Configuration tools for HLS temperature controllers: HLS 44-SE-SER (page 19), HLS 44-SER (page 19), HLS 44-CO2-SER (page 19), HLS 44-3P-SER (page 19), HLS 45-SER (page 19)*
- ▶ *Commissioning tool H402 for R402 and RS402 (pages 21 and 22)*
- ▶ *Configuration tool H203 for C230 (page 27), C221 and C222 (page 28) control units*
- ▶ *Wireless configuration tool FLSE (page 65)*
- ▶ *Tool for monitoring wireless network FLSNIF (page 69)*

INDEX

A 2X405	103	HLS 44-SE	19	MMSP1	51	TEKY6S	83
A 4X405	103	HLS 44-SER	19	MT4270	71-72	TEL	85
AO X	108	HLS 44-V	19	MVXX	105	TEM	86
APR 40405	103	HLS 45	19	NV2DXX	102	TENA	72-73
AR 1	108-109	HLS 45-SER	19	PAFL	68	TEP	75-76
AST 2X405	103	HML	50	PDS 2.2	28	TEPK	76-77
AST 4X405	103	HMV	50	PEK XX	99	TES	91
BAK 64	108	HS 2.2-M	29	PEK-AS	38-40, 98-99	TESIM	92
C221	28	ILH	49	PEL	38	TESK	81
C222	28	ILH-M	49	PEL 1000	38	TEU	90-91
C230	27	ILH-M-RH	49	PEL 1000-M	38	TEUFL	66
CPS XX	98	ILH-RH	49	PEL 2500	38	TEV	74-75
CU	26	ILK	50	PEL 2500-M	38	TF XX	94
CUCC	26	ILK-M	50	PEL 2500-SV	40	TH 5	20, 111
DA 6	106	ILK-M-RH	50	PEL 8K	38	TRC	17
DTM	97	ILK-RH	50	PEL 8K-M	38	TRI	32
DTM-S	98	IML	39	PEL-M	38	TRT	23
E12X	27-28, 34	IML-M	39	PEL-USK	39	TUNA 20	54
EJV 24-PT	94	ISO 10	107	PJP X	116	UMP 3	107
ETT	115	IVL XX	42	PLT 12	101	UV 10	108
FCRY 3	110	IVLJ XX	42	PLT 24	101	UV7	53
FLAN	64	JV 24-PT	94	PMU 3	107	VH 1000	54
FLREP	65	JVA 24	93	PP-PK	41	VP-PROX	117
FLREP-U	65	JVS 24	93	PP-SK	41	VPEL	52
FLSER	64-69	JY	111	PR 10/440	109	VPL	52
FLSNIF	69	K43	34	PR 50/440	109	VR 1000	54
FLTA	64	KA 10	95	PRMK	109	VS 3000	54
H203	27-28	KA 10-EXT	95	R402	21	VVA X	97
H402	21-22	KASPO	111	RL203	28	VVK 2	96
HDH	46	KEK 1	95	ROU	27-28, 34	VVN X	97
HDH 10K	46	KLH 100	43	RS402	22	WBU	58
HDH NTC	46	KLH 420	43	RU	33	WTR	59
HDH-5V	46	KLH-M	43	RV2-24	53	WTR-IM	62
HDH-M	46	KLHJ 100	44	RY 1	108-109	WTR24	60
HDH-M-PIR	46	KLK 100	45	RY 1-K	109	WTR24-CO2	61
HDH-M-RH	46	KLK-M	45	RY 1-U	110		
HDH-M-RH-PIR	46	KLU 100	44	RY 1-U-K	110		
HDH-PIR	46	KLUFL	67	RYFL-XS	69		
HDH-RH	46	KO IVS	117	RYM 8-KK	110		
HDH-RH-PIR	46	KO PRA	111, 117	RYVA 16	109		
HDHFL	67	KPEL	38	STS 4	109		
HDHFL-RH	67	KPEL 9K	38	SV XX	99		
HDK	47	KPEL 9K-M	38	T120	114		
HDK 10K	47	KPEL-M	38	T20	113		
HDK 10K-M	47	KRM-1	55	T220	114		
HDK 10K-M-RH	47	KRM-2	55	T35	113		
HDK 10K-RH	47	LA 14	100	T40	113		
HDK-M	47	LA 15	100	T60	114		
HDK-M-RH	47	LAFL	68	TE	86		
HDK-RH	47	LAFL-LX	68	TEAT	71-72		
HDU	48	LAP X	115	TEFL	66		
HDU 5K	48	LEKA 24	117	TEFL-P	66		
HDU 5K-M	48	LLK V2	92	TEFL-RH	66		
HDU-M	48	LPH 10	96	TEFL-RH-P	66		
HLS 16	21	LUK V2	92	TEHR	87-89		
HLS 21	20	LUX 24	51	TEHU	90		
HLS 21-EXT	20	LUX 34	51	TEK	78		
HLS 33	20	M230/12-4	65, 112	TEKA	79		
HLS 33-EXT	20	M230/24-15	112	TEKA-500	80		
HLS 44-3P	19	M230/24-30	112	TEKHA	77		
HLS 44-3P-SER	19	MIO 12	116	TEKV	73-74		
HLS 44-CO2	19	ML-SER	38-39, 43, 45-50, 67, 72-80, 82-84, 89, 91-92	TEKY4	82		
HLS 44-CO2-SER	19			TEKY6	84		

pd **PRODUAL**

measure - be sure.



CONTACT INFORMATION

FINLAND

Kotka
Produal Oy
Keltakalliontie 18
48770 Kotka

tel. +358 10 219 9100
fax. +358 5 230 9210
info@produal.fi
www.produal.com

Vantaa
Produal Oy
Teknobulevardi 3-5 A
01530 Vantaa

Jyväskylä
Produal Oy
Ohjelmakaari 10
40500 Jyväskylä

Sweden

Produal Sverige AB
Solkraftsvägen 16 A
13570 Stockholm
tel. +46 8 555 985 80
info@produal.se
www.produal.se

Denmark

Produal A/S
Generatorvej 8H
2860 Soeborg
tel. +45 70 26 03 04
info@produal.dk
www.produal.dk

France

Produal S.A.S.
2 allée des Sarments
Parc aux Vignes
77183 CROISSY BEAUBOURG
tel. +33 1 71 40 50 49
info@produal.fr
www.produal.fr

Italy

Produal S.r.l.
Via Brennero 30
39042 Bressanone (BZ)
tel. +39 366 33 20 970
info@produal.it
www.produal.it

Spain

Produal Oy
Avda. Manóteras 38, Ofic. D425
28050 Madrid
tel. +34 910 562 431
info@produal.es
www.produal.es

Poland

Produal Oy - sales office
ul. Farbiarska 63 B
02-862 Warsaw
tel. +48 536 036 677
info@produal.pl
www.produal.pl

United Kingdom

SyxthSense Ltd
3 Topsham Units
Dart Business Park
Topsham, Exeter EX3 0QH
tel. +44 1392 875 414
info@syxthsense.com

Other countries

Produal Oy partner sales
tel. +358 10 219 9100
partnersales@produal.com



Produl office
 Partner



Product information:

